

# **GOLDLINK INSURANCE PLC**

## **COMPOSITE FINANCIAL STATEMENT**

**AS AT MARCH 2024**

**UNAUDITED**

<b>Table of contents</b>	<b>Page</b>
Corporate information	1
Directors' Report	2-3
Share capital history	4-5
Share capital history (i)	6
Accounting policies	7-20
<b>Financial statements:</b>	
Statements of financial position	21
Statements of profit or loss and other comprehensive income	22
Statement of changes in equity	23
Statements of cash flows	24
Notes to the financial statements:	25-42
Enterprise risk management statement	43-44
<b>Appendix</b>	
Value added statement	45
Five year financial summary	46
General business statement of financial position	47
General business statement of comprehensive income	48
Non-Life Statement of changes in equity	49
General business revenue account	50
Life business statement of financial position	51
Life business statement of comprehensive income	52
Life business revenue account	53
Life Statement of changes in equity	54
Non-Life Other Management expenses	55
Non-Life Other Management expenses	56

**STATEMENT OF DIRECTORS' RESPONSIBILITY  
FOR THE PERIOD ENDED 31<sup>ST</sup> MARCH, 2024**

The Directors of Goldlink Insurance Plc ("the Company") are responsible for the preparation of the financial statements that give a true and fair view of the financial position of the Company as at 31<sup>st</sup> March, 2024 and the results of its operations, cash flows and changes in equity for the period ended, in compliance with International Financial Reporting Standards ("IFRS") and in the manner required by the Companies and Allied Matters Act 2020 and the Financial Reporting Council of Nigeria Act, 2011.

In preparing the financial statements, the Directors are responsible for:

- properly selecting and applying accounting policies;
- presenting information, including accounting policies, in a manner that provides relevant, reliable, comparable and understandable information;
- providing additional disclosures when compliance with the specific requirements in IFRSs are insufficient to enable users to understand the impact of particular transactions, other events and conditions on the Company's financial position and financial performance; and
- making an assessment of the Company's ability to continue as a going concern

The Directors are responsible for:

- designing, implementing and maintaining an effective and sound system of internal controls throughout the Company;
- maintaining adequate accounting records that are sufficient to show and explain the Company's transactions and disclose with reasonable accuracy at any time the financial position of the Company, and which enable them to ensure that the financial statements of the Company comply with IFRS;
- maintaining statutory accounting records in compliance with the legislation of Nigeria and IFRS;
- taking such steps as are reasonably available to them to safeguard the assets of the Company; and
- preventing and detecting fraud and other irregularities.

**Going Concern**


The Directors have made an assessment of the Company's ability to continue as a going concern and have no reason to believe the Company will not remain a going concern in the year ahead.

The financial statements of the Company for the period ended 31<sup>st</sup> March, 2024 were approved by the Directors on 15<sup>th</sup> March, 2024

**On behalf of the Directors of the Company**



**Mr Patrick Azurunwa**  
Chairman  
(Committee of Governance, Audit & Compliance)



**Mr Opeolu Olusina**  
Managing Director  
FRC/2023/PRO/DIR/003/493355

**STATEMENT OF DIRECTORS' RESPONSIBILITY  
FOR THE PERIOD ENDED 31<sup>ST</sup> MARCH, 2024**

**CERTIFICATION IN PURSUANT TO S. 60(2) OF THE INVESTMENT & SECURITIES ACT NO. 29 OF 2007**


We, the undersigned, hereby certify the following with regards to Audited Financial Statements for the period ended 31<sup>st</sup> March, 2024

- a. We have reviewed the reports;
- b. To the best of our knowledge, the report does not contain:
  - i. Any untrue statement of a material fact, or
  - ii. Omit to state a material fact, which would make the statements misleading in the light of the circumstance under which such statement was made.
- c. To the best of our knowledge, the financial statements and other financial information included in the report fairly present in all material respects the financial condition and results of operations of the Company as of, and for the periods presented in the reports.
- d. We:
  - i. Are responsible for establishing and maintaining internal controls;
  - ii. Have designed such internal controls to ensure that material information relating to the company and its consolidated subsidiary is made known to such officers by others within those entities particularly during the period in which the periodic reports are being prepared;
  - iii. Have presented in the report our conclusions about the effectiveness of our internal controls based on our evaluation as of that date.
  - iv. Have presented in the report our conclusions about the effectiveness of our internal controls based on our evaluation as of that date.
- e. We have disclosed to the Auditors of the Company and Audit Committee:
  - i. All significant deficiencies in the design or operation of internal controls which would adversely affect the company's ability to record, process, summarize and report financial data and have identified for the company's Auditors any material weakness in internal controls; and
  - ii. Any fraud, whether or not material, that involves management or other employees who have significant role in the Company's internal controls.
- f. We have identified in the report whether or not there were significant changes in internal controls or other factors that could significantly affect internal controls subsequent to the date of our evaluation, including any corrective actions with regard to significant deficiencies and material weakness.



**Mr Patrick Azurunwa  
Chairman**

**(Committee of Governance, Audit & Compliance)**



**Mr Opeolu Olusina  
Managing Director**

**FRC/2023/PRO/DIR/003/493355**

**CERTIFICATION IN COMPLIANCE WITH RULE 17.15 DISCLOSURE OF DEALINGS IN ISSUER'S SHARE**


In compliance with Rule 17.15 Disclosure of Dealings in Issuers' Shares, Rulebook of the Exchange 2015 (Issuers Rule) Goldlink Insurance Plc maintains effective Security Trading Policy which guides Directors, Audit Committee members, employees and all individuals categorized as insiders as to their dealing in the Company's shares.

The Policy is regularly reviewed and updated by the Board. The Company has made specific inquiries of all the directors and other insiders and is not aware of any infringement.



**Mr Patrick Azurunwa  
Chairman**

**(Committee of Governance, Audit & Compliance)**



**Mr Opeolu Olusina  
Managing Director**

**FRC/2023/PRO/DIR/003/493355**

**Corporate Information**

Certificate of incorporation number	RC192814
Date of incorporation	15 April, 1992
Registrars	Sterling Registrars Limited
NAICOM license number	RIC -033

**Board of directors and management**

Mrs Oyindamola Unuigbo	Chairman
Mr Olusina Opeolu	Managing Director/CEO
Mr Paul Ibe	Non Executive Director
Ms Saratu Umar Garba	Non Executive Director
Mr Patrick Azurunwa	Non Executive Director
Mr Adebayo Oniwinde	Non Executive Director
Chief Franklin Igbodo	Non Executive Director

**Bankers and other professional advisors**

Bankers:

Guaranty Trust Bank PLC  
Access Bank PLC  
Zenith Bank PLC  
Sterling Bank PLC  
First Bank PLC  
United Bank for Africa  
Diamond Bank Plc  
Union Bank of Nigeria Plc  
Ecobank Nigeria Limited  
Wema Bank Plc  
Keystone Bank Limited  
Unity Bank Plc  
First City Monument Bank Ltd  
Polaris Bank Plc  
Heritage Bank Limited

Company Secretary:

Raza Ogunbanwo

## Drr Rr

For the period ended 30 Sept 2022

### Analysis of shareholding

The analysis of the distribution of the shares of the Company is as follows:

Share range	No of holdings	2022	Percentage of
			holdings
001-1000	916,782		0.04%
1001-10000	25,825,592		1.05%
10001-50000	72,212,401		2.93%
50001-100000	42,000,541		1.71%
100001-500000	119,974,787		4.88%
500001-1000000	59,161,202		2.40%
1000001 & Above	2,140,826,684		86.99%
Total	<u>2,460,917,989</u>		<u>100.000%</u>
Share range	No of holdings	2021	Percentage of
			holdings
001-1000	1,192,638		0.04%
1001-10000	33,596,406		1.05%
10001-50000	93,940,813		2.93%
50001-100000	54,638,330		1.71%
100001-500000	156,074,702		4.88%
500001-1000000	76,962,562		2.40%
1000001 & Above	2,784,992,549		86.99%
Total	<u>3,201,398,000</u>		<u>100.000%</u>

### Recovery of shares

Certain shares of the Company were issued without cash payment between 1995 to 2006. The shareholders were demanded to surrender the shares to the Company by the Board of Directors as part of the share capital reconciliation.

In 2018, a total of 740,479,068 shares were surrendered. The details are shown below:

Names	Owner	Shares surrendered
A.T & EQUIP NIG LTD	Gbenga Afolayan	14,331,704
I K VENTURTES	Gbenga Afolayan	94,740,632
ENNY PROPERTIES	Okunniyi Femi	174,377,113
PHOLLAR OIL LTD	Okunniyi Femi	40,016,021
YETFEM PROPERTIES LTD	Okunniyi Femi	1,799,584
MANNY SHIPPING CO LTD	Okunniyi Femi	116,785,557
FLEX OIL LTD	Efeherimoni Tony	19,656,573
INTER-DALOB	Osayameh R. K. O	115,773,884
RUTH STAR LTD	Osayameh R. K. O	103,000,000
BETTY PRIDE	Osayameh R. K. O	59,998,000
<b>TOTAL</b>		<b>740,479,068</b>

Analysis of surrendered shares during the year based on share range is as follows:

Share range	No of holdings	Percentage of
		holdings
001-1000	275,856	0.04%
1001-10000	7,770,814	1.05%
10001-50000	21,728,412	2.93%
50001-100000	12,637,789	1.71%
100001-500000	36,099,915	4.88%
500001-1000000	17,801,360	2.40%
1000001 & Above	644,165,865	86.99%
Total	<u>740,480,011</u>	<u>100.000%</u>

### Share capital history

As at 30 September 2020, the Company's authorized share capital was N4,550,000,000 (2017: 4,550,000,000) with paid up share capital of N1,230,459,000 (2017: N 1,600,699,000) divided into 2,460,917,989 (2017: 3,201,397,000) ordinary shares of 50k each.

Details of the Company's share history is shown below:

Date issued	Shares issued/ (Surrendered)	Nominal Value (N)	Nature of shares in issue	Cumulative shares (N)	Issued share capital
1993	10,000,000	1	Cash	10,000,000	10,000,000
1994	-	1	Not applicable	10,000,000	10,000,000
1995	3,260,000	1	Bonus	13,260,000	13,260,000
1996	11,740,000	1	Cash	25,000,000	25,000,000
1997	25,000,000	1	Cash	50,000,000	50,000,000
1998	40,000,000	1	Cash	90,000,000	90,000,000
1999	100,000	1	Cash	90,100,000	90,100,000
2000	-	1	Not applicable	90,100,000	90,100,000

2001	30,000,000	1	Bonus	120,100,000	120,100,000
2002	30,025,000	1	Bonus	150,125,000	150,125,000
2003	209,875,000	1	Cash	360,000,000	360,000,000
2004	640,000,000	1	Cash	1,000,000,000	1,000,000,000
2005	1,395,000,000	1	Cash	2,395,000,000	2,395,000,000
2006	1,001,316,000	1	Cash	3,396,316,000	3,396,316,000
2007	339,631,000	1	Bonus	3,735,947,000	3,735,947,000
2008	814,000,000	1	Cash	4,549,947,000	4,549,947,000
2008	-	0.5	Share split	9,099,894,000	4,549,947,000
2009	-	1	Not applicable	4,549,947,000	4,549,947,000
2009 - 2014	-	0.5	Share reconstruction	4,549,947,000	2,274,973,500
2015	(1,348,549,941)	0.5	Surrender	3,201,397,059	1,600,698,530
2016	-	0.5	Not applicable	3,201,397,059	1,600,698,530
2017	-	0.5	Not applicable	3,201,397,059	1,600,698,530
2018	(740,479,068)	0.5	Surrender	2,460,917,989	1,230,458,995

#### **Employment of disabled persons**

The Company is committed to providing equal opportunities and does not discriminate in considering applications from suitably qualified persons, including disabled persons. However, as at 30 September 2020, no disabled persons were in the employment of the Company

#### **Health, safety and welfare of employees**

The Company maintains business premises designed with a view to guaranteeing the safety and healthy living conditions of its employees and customers alike. Health, safety and fire drills are regularly organized to keep employees alert at all times. Employees are adequately insured against occupational hazards. In addition, the Company provides medical facilities to its employees and their immediate families at its expense.

#### **Employee involvement and training**

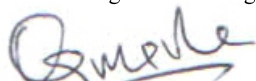
The Company encourages participation of employees in arriving at decisions in respect of matters affecting their well being. Towards this end, the Company provides opportunities for employees to deliberate on issues affecting the Company and employees' interests, with a view to making inputs to decisions thereon. The Company places a high premium on the development of its manpower. Consequently, the Company sponsored its employees for various training courses in the year under review.

#### **Events after the reporting date**

There were no subsequent events which could have had material effect on the financial position of the Company as at 31 March 2021, which have not been adequately provided for or disclosed. See note 34 .

#### **Auditors**

Messrs. KPMG Professional Services, having satisfied the relevant corporate governance rules on their tenure in office have indicated their willingness to continue in office as auditor to the Company. In accordance with Section 357 (2) of the Companies and Allied Matters Act, Cap C.20, Laws of the Federation of Nigeria, 2004 therefore, the auditors will be re-appointed at the next annual general meeting of the Company without any resolution being passed.



BY ORDER OF THE BOARD

Razaq Ogunbanwo

FRC/2021/001/0000022673

6, Emmanuel Street Maryland Lagos



### Recovery of shares

Details of the Company's shares issued without cash consideration from 1995 to 2006 are summarized below

Names	Direct/indirect shares issued
Aiyeji Samuel	77,739,497
Ariyo Wole	70,147,043
Diamond Bank/Alangrange Sec. Ltd-Trdg	-
Efegherimoni Tony	13,082,092
Famutimi Olabintan	21,896,028
Gbenga Afolayan	520,333,972
Idowu S.E	66,103,480
Madaki Ameh	-
Moore Funke	13,082,092
Odubogun Ranti	32,346,909
Okunniyi Femi	426,320,969
Oniwinde A. T	42,287,265
Osayameh R. K. O	774,081,638
Awoyode A. (Chief)	35,867,769
Akadiri Ayo	19,803,894
Amaefule Chuks	16,127,954
Okpue Prosper	13,519,556
Odutayo Gbolahan	13,082,092
Adesanya Yemi	12,782,431
Okunnono E. K.	11,874,418
Owolabi M. Olabanji	3,816,800
Saliu Y.(Alhaji)	4,227,588
Olusesi M. O (Mr)	2,374,061
Owoniyi Dele	3,000,000
Adedeji E. A.	558,387
Agoye I. A	1,395,972
Oyinloye Yomi	13,082,092
Goldlink Staff Cooperative	79,611,784
Oyedele M. (Prince)	36,167,769
Onaduja Badejo	13,082,092
Others	210,978,370
<b>Total</b>	<b>2,548,774,014</b>

No additional shares were surrendered or forfeited in 2017. However, subsequent to year end in 2018, a total of 743,175,600 shares were recovered. Details of the recovery made subsequent to year end are shown below;

Names	Owner	Shares surrendered	Shares forfeited	Total surrendered/forfeited
A.T & EQUIP NIG LTD	Gbenga Afolayan	17,028,236	-	17,028,236
I K VENTURTES	Gbenga Afolayan	94,740,632	-	94,740,632
ENNY PROPERTIES	Okunniyi Femi	174,377,113	-	174,377,113
PHOLLAR OIL LTD	Okunniyi Femi	40,016,021	-	40,016,021
YETFEM PROPERTIES LTD	Okunniyi Femi	1,799,584	-	1,799,584
MANNY SHIPPING CO LTD	Okunniyi Femi	116,785,557	-	116,785,557
FLEX OIL LTD	Efegherimoni Tony	19,656,573	-	19,656,573
INTER-DALOB	Osayameh R. K. O	115,773,884	-	115,773,884
RUTH STAR LTD	Osayameh R. K. O	103,000,000	-	103,000,000
BETTY PRIDE	Osayameh R. K. O	59,998,000	-	59,998,000
<b>TOTAL</b>		<b>743,175,600</b>		<b>743,175,600</b>

Total shares surrendered/forfeited as at the date of issue of the financial statements are summarized below:

Names	Shares surrendered	Shares forfeited	Total surrendered/forfeited
Aiyeyi Samuel		(54,717,198)	(54,717,198)
Ariyo Wole	(25,418,465)	-	(25,418,465)
Diamond Bank/Alangrange Sec. Ltd-Trdg	-	-	-
Efegherimoni Tony	(32,738,665)		(32,738,665)
Famutimi Olabintan	-	(21,896,028)	(21,896,028)
Gbenga Afolayan	(597,762,397)	-	(597,762,397)
Idowu S.E	(14,569,667)	-	(14,569,667)
Madaki Ameh	-	-	-
Moore Funke	(13,082,092)	-	(13,082,092)
Odobogun Ranti	(24,552,457)	-	(24,552,457)
Okunniyi Femi	(711,370,158)	-	(711,370,158)
Oniwinde A. T	(2,201,045)	-	(2,201,045)
Osayameh R. K. O	(492,896,434)	-	(492,896,434)
Awoyode A. (Chief)	(439,473)		(439,473)
Akadiri Ayo	-	(14,268,806)	(14,268,806)
Amaefule Chuks	-	(10,652,354)	(10,652,354)
Okpue Prosper	-	(9,764,512)	(9,764,512)
Odutayo Gbolahan	(6,546,572)	-	(6,546,572)
Adesanya Yemi	-	(200,000)	(200,000)
Okunnonen E. K.	(8,819,333)	-	(8,819,333)
Owolabi M. Olabanji	-	-	-
Saliu Y.(Alhaji)	(5,833,064)	-	(5,833,064)
Olusesi M. O (Mr)	-	(1,540,645)	(1,540,645)
Owoniyi Dele	-	-	-
Adedeji E. A.	-	-	-
Agoye I. A	-	(905,913)	(905,913)
Oyinloye Yomi	-	-	-
Goldlink Staff Cooperative	-	-	-
Oyedele M. (Prince)	-	(20,000,000)	(20,000,000)
Onaduja Badejo	(11,380,263)	-	(11,380,263)
Others	(10,170,000)	-	(10,170,000)
<b>Total</b>	<b>(1,957,780,085)</b>	<b>(133,945,456)</b>	<b>(2,091,725,541)</b>

## SHARE CAPITAL HISTORY

At present the authorized share capital of the company is ₦4,550,000,000 comprising of 9,100,000,000 ordinary shares of ₦0.50k each, while it's paid up is ₦1,230,458,995 comprising of 2,460,917,990 Ordinary shares of ₦0.50k each. The changes in the capital of the company since its listing on the Nigerian Stock Exchange are summarized below:

DATE	PAR VALUE	AUTHORIZED CAPITAL UNIT	ISSUED UNIT	UNISSUED UNIT	ISSUED ₦	REMARKS
1993	₦1.00	10,000,000	10,000,000	NIL	NIL	Cash
1994	₦1.00	10,000,000	10,000,000	NIL	NIL	
1995	₦1.00	*50,000,000	13,260,000	36,740,000	13,260,000	Bonus
1996	₦1.00	50,000,000	25,000,000	25,000,000	25,000,000	Cash
1997	₦1.00	100,000,000	50,000,000	50,000,000	50,000,000	Cash
1998	₦1.00	100,000,000	90,000,000	10,000,000	90,000,000	Cash
1999	₦1.00	100,000,000	90,100,000	9,900,000	90,100,000	Cash
2000	₦1.00	200,000,000	90,100,000	109,900,000	90,100,000	
2001	₦1.00	200,000,000	120,100,000	79,900,000	120,100,000	Bonus
2002	₦1.00	400,000,000	150,125,000	249,875,000	150,125,000	Bonus
2003	₦1.00	400,000,000	360,000,000	40,000,000	360,000,000	Cash
2004	₦1.00	1,100,000,000	1,000,000,000	100,000,000	1,000,000,000	Cash
2005	₦1.00	2,500,000,000	2,395,000,000	105,000,000	2,395,000,000	Cash
2006	₦1.00	4,000,000,000	3,396,316,000	603,684,000	3,396,316,000	Cash
2007	₦1.00	4,550,000,000	3,735,947,000	814,053,000	3,735,947,000	Bonus
2008	₦1.00	4,550,000,000	4,549,947,000	53,000	4,549,947,000	Cash
2008	₦0.50K	9,100,000,000	9,099,894,000	106,000	4,549,947,000	Share Split
2009	₦0.50K	9,100,000,000	4,549,947,000	4,550,053,000	2,274,973,500	Share Reconstruction
2010	₦0.50K	9,100,000,000	4,549,947,000	4,550,053,000	2,274,973,500	
2011	₦0.50K	9,100,000,000	4,549,947,000	4,550,053,000	2,274,973,500	
2012	₦0.50K	9,100,000,000	4,549,947,000	4,550,053,000	2,274,973,500	
2013	₦0.50K	9,100,000,000	4,549,947,000	4,550,053,000	2,274,973,500	
2014	₦0.50K	9,100,000,000	3,204,093,590	5,895,906,410	1,602,046,795	1,345,853,410 Surrender /Forfeiture
2015	₦0.50K	9,100,000,000	3,204,093,590	5,895,906,410	1,602,046,795	
2016	₦0.50K	9,100,000,000	3,204,093,590	5,895,906,410	1,602,046,795	
2017	₦0.50K	9,100,000,000	3,204,093,590	5,895,906,410	1,602,046,795	
2018	₦0.50K	9,100,000,000	2,460,917,990	6,639,082,010	1,230,458,995	743,175,600 Surrender /Forfeiture

## SHAREHOLDING STRUCTURE

each and were beneficially held as follows:

Shareholder	Units Held	Percentage
Unity Kapital Assurance Plc	1,268,064,351	51.53
Other 14,000+ Shareholders, but less than 5%	1,192,853,639	48.47
Total	2,460,917,990	100.00

## 1.1 Company Information and Accounting Policies

The Company was incorporated on 15 April 1992 as a private limited liability Company. The address of its registered office is 6 Emmanuel Street, Maryland, Lagos State, Nigeria. The Company obtained an insurance license from the National Insurance Commission on 8 September 1993 and commenced business operation on 1 January 1994. Following the recapitalisation exercise, the Company converted to a Public Limited Liability Company on 11 May 2007 and was listed on the Nigerian Stock Exchange by way of introduction on 12 February 2008. The Company was suspended from the Nigerian Stock Exchange in 2011 and is taking steps to recommence full activities on the Nigerian Stock Exchange.

The Company's principal activities are provision of risk underwriting and related financial services to its customers. Such services include provision of life and general insurance services to both corporate and individual customers.

The financial statements for the year ended 31 December 2018 were approved for issue by the Board of Directors on 16 August 2019.

## 1.2 Basis of presentation

### (a) Statement of compliance

The financial statements have been prepared in accordance with International Financial Reporting Standards and in the manner required by the Companies and Allied Matters Act of Nigeria, the Financial Reporting Council of Nigeria Act, 2011, the Insurance Act of Nigeria, and relevant National Insurance Commission (NAICOM) guidelines and circulars, to the extent that they do not conflict with the requirements of IFRS.

### (b) Basis of measurement

These financial statements have been prepared on the historical cost basis except for the following:

- Available for sale financial instruments are measured at fair value;
- Land and buildings are measured using the revaluation model;
- Insurance liabilities are based on actuarial valuations;
- Loans and advances measured at amortized cost

The directors are of the opinion that the Company will continue as a going concern for the foreseeable future. See Note 35 to the financial statements for details.

### (c) Functional and presentation currency

Items included in the financial statements of the Company are measured using the currency of the primary economic environment in which the Company operates (the 'functional currency'). The financial statements are presented in thousands of Naira (₦), which is the Company's functional currency.

### (d) Use of estimates and judgement

The preparation of financial statements requires management to make judgements, estimates and assumptions that affect the application of policies and reported amounts of assets and liabilities, income and expenses. The estimates and associated assumptions are based on historical experience and various other factors that are believed to be reasonable under the circumstances, the results of which form the basis of making the judgements about carrying values of assets and liabilities that are not readily apparent from other sources. Actual results may differ from these estimates under different assumptions and conditions.

The estimates and underlying assumptions are reviewed on an ongoing basis. Revisions to accounting estimates are recognised in the period in which the estimates are revised and in any future periods affected.

Information about significant areas of estimation uncertainty and critical judgements in applying accounting policies that have the most significant effect on the amounts recognised in the financial statements are described in Note 3 to the financial statements.

### (e) Regulatory authority and financial reporting

The Company is regulated by the National Insurance Commission (NAICOM) under the National Insurance Act of Nigeria. The Act specifies certain provisions which have impact on financial reporting as follows:

- (i) Section 20 (1a) provides that provisions for unexpired risks shall be calculated on a time apportionment basis of the risks accepted in the year;
- (ii) Section 20 (1b) requires provision for outstanding claims to be credited with an amount equal to the total estimated amount of all outstanding claims with a further amount representing 10 percent of the estimated figure for outstanding claims in respect of claims incurred but not reported at the end of the year under review;
- (iii) Sections 21 (1a) and 22 (1b) require maintenance of contingency reserves for general and life businesses respectively at specified rates as set out under Note 18.3 to cover fluctuations in securities and variation in statistical estimates;
- (iv) Section 22 (1a) requires the maintenance of a general reserve fund for Life business, which shall be credited with an amount equal to the net liabilities on policies in force at the time of the actuarial valuation and an additional 25 percent of net premium for every year between valuation date;
- (v) Section 24 requires the maintenance of a margin of solvency to be calculated in accordance with the Act.
- (vi) Section 10(3) requires insurance companies in Nigeria to deposit 10 percent of the minimum paid up share capital with the Central Bank of Nigeria.

## **2 Accounting policies**

### **2.1 Changes in accounting policies**

Except for the changes below, the Company has consistently applied the accounting policies set out in Note 2.2 to all periods presented in these financial statements.

#### *Newly effective standards*

The following new or amended standards became effective during the year, and did not have a significant impact on the Company's financial statements:

#### ***IFRS 9: Financial Instruments***

On 24 July 2014 the IASB issued the final IFRS 9 Financial Instruments, which replaces earlier versions of IFRS 9 and completed the IASB's project to replace IAS 39 Financial Instruments: Recognition and Measurement.

IFRS 9 includes revised guidance on the classification and measurement of financial instruments, a new expected credit loss model for calculating impairment on financial assets, and new general hedge accounting requirements. It also carries forward the guidance on recognition and derecognition of financial instruments from IAS 39.

Given the nature of the Company's operations, this standard is not expected to have a pervasive impact on the Company's financial statements. In particular, calculation of impairment of financial instruments on an expected credit loss basis is expected to result in an increase in the overall level of impairment allowances.

The standard is effective for annual periods beginning on or after 1 January 2018 with retrospective application.

The Company has opted to defer the adoption of IFRS 9 till 2021 when IFRS 17, Insurance Contracts will be effective as permitted.

The estimated impact of the adoption of the standard he estimated impact of the adoption of the standard on the Company's equity as at 1 January 2021 is based on the assessments summarised below. The actual impact of adopting the standard at 1 January 2021 are subject to change until the Company presents its first financial statement that includes the date of initial application.

#### Classification and measurement

The Company currently categorizes the majority of its financial assets as available for sale with the fair value changes recognised in other comprehensive income. Under IFRS 9, the Company has designated these investments as measured at fair value through OCI.

Consequently, all fair value gains and losses will be reported in OCI, no impairment losses will be recognised in profit or loss and no gains or losses will be reclassified to profit or loss on disposal.

Based on its assessment, the Company does not believe that the new classification requirements will have a material impact on its accounting for trade receivables, loans, investment in debt securities and investments in equity securities that are managed on a fair value basis.

The above intended classification may change due to the continuous assessment of the requirement of the standard and review of business practices until the first set of financial statement under IFRS 9 is issued.

#### Impairment:

The Company believes that impairment losses are likely to increase for assets in the scope of IFRS 9 impairment model, although they are not expected to be highly volatile.

The approach to impairment assessment under IFRS 9 will be determined by the final classification adopted in 2021.

#### ***Amendments to IFRS 4: Applying IFRS 9 financial instruments with IFRS 4 insurance contracts***

The amendments to IFRS 4, *Applying IFRS 9 Financial Instruments with IFRS 4 Insurance Contracts*, issued in September 2016, allow

As of 31 December 2015, Goldlink Insurance Company recorded total liabilities connected with insurance of N5.2 billion, which represented about 90% of its total liabilities of N6.1 billion. Moreover, of the amount connected with insurance contract, N4.98 billion were related to liabilities arising within the scope of IFRS 4. Other insurance related liabilities amounted to N0.2 billion and included mainly other liabilities like trade payables. The Company did not have any non-derivative investment contract liabilities measured at fair value through income statement. The details of the predominance test are shown below:

<i>In thousands of Naira</i>	<b>Predominance assessment as at 31 December 2015</b>		<i>Breakdown</i>	<b>Eligible liabilities</b>
	<b>Total liabilities</b>			
1 <b>Insurance contract liabilities</b>	3,485,210			3,485,210
2 <b>Investment contract liabilities</b>	1,501,028			1,501,028
3 <b>Trade payables:</b>	178,794			178,794
3.1 Reinsurance payable			148,728	-
3.2 Premium received in advance			30,066	-
4 <b>Other payables and accrual</b>	583,195			-
4.1 Other payables			32,229	-
4.2 Sundry creditors			91,501	-
4.3 Unclaimed dividends			31,956	-
4.4 Pension payable			30,400	-
4.5 Retirement benefit payable			306,253	-
4.6 Accrued expenses			90,856	-
5 <b>Current tax liabilities</b>	306,060			-
6 <b>Deferred tax liabilities</b>	41,348			-
<b>Total</b>	<b>6,095,635</b>			<b>5,165,032</b>
<b>Predominance assessment</b>				<b>85%</b>

*Financial assets that meet the SPPI Test*

Categories	IAS 39 carrying amount	IFRS 9 fair value	Fair value changes ( Impact on 2018 account )
<i>In thousand of naira</i>	31-Dec-18 (A)	31-Dec-18 (B)	(C) =A-B
<b>Held to Maturity financial assets (Note 5 (b) )</b>			
Treasury bills held to maturity	7,104	7,104	-
Bonds	-	-	-
Sub total	7,104	7,104	-
<b>Cash and Cash equivalents (Note 4)</b>			
Short term deposits with financial institutions	-	-	-
<b>Trade receivables ( Note 6)</b>			
Due from brokers	55,518	55,518	-
Due from insurance companies	172	172	-
Sub total	55,690	55,690	-
<b>Other receivables and prepayment (see note 9)</b>			
Loan to staffs	114,306	114,306	-
Loan to policyholders	28,437	28,437	-
Sub total	142,743	142,743	-
<b>Grand total</b>	<b>205,537</b>	<b>205,537</b>	<b>-</b>

**IFRS 15: Revenue from contracts with customers**

This standard replaces IAS 11 Construction Contracts, IAS 18 Revenue, IFRIC 13 Customer Loyalty Programmes, IFRIC 15 Agreements for the Construction of Real Estate, IFRIC 18 Transfer of Assets from Customers and SIC-31 Revenue – Barter of Transactions Advertising Services.

The standard contains a single model that applies to contracts with customers and two approaches to recognising revenue: at a point in time

or over time. The model features a contract-based five-step analysis of transactions to determine whether, how much and when revenue is recognised.

This new standard does not have any significant impact on the Company, since the significant portion of the Company's revenue is recognized in line with IFRS 4- *Insurance contracts*.

The standard is effective for annual periods beginning on or after 1 January 2018, with early adoption permitted.

#### ***Amendments to IFRS 2 - Share Based Payment - Classification and measurement of share based payment transactions***

The amendments made to IFRS 2 in June 2016 clarify the measurement basis for cash-settled share-based payments and the accounting for modifications that change an award from cash-settled to equity-settled. They also introduce an exception to the classification principles in IFRS 2. Where an employer is obliged to withhold an amount for the employee's tax obligation associated with a share-based payment that amount to the tax authority, the whole award will be treated as if it was equity-settled provided it would have been equity-settled without the net settlement feature.

These amendments do not have any material impact and have been adopted by the Company.

#### ***Interpretation 22 Foreign Currency Transactions and Advance Consideration***

The interpretation clarifies how to determine the date of transaction for the exchange rate to be used on initial recognition of a related asset, expense or income where an entity pays or receives consideration in advance for foreign currency-denominated contracts.

For a single payment or receipt, the date of the transaction should be the date on which the entity initially recognises the non-monetary asset or liability arising from the advance consideration (the prepayment or deferred income/contract liability).

If there are multiple payments or receipts for one item, a date of transaction should be determined as above for each payment or receipt.

Entities can choose any of the following to apply the interpretation:

1. retrospectively for each period presented
2. prospectively to items in scope that are initially on or after the beginning of the reporting period in which the interpretation is first applied, or
3. prospectively from the beginning of a prior reporting period presented as comparative information.

The Company have chosen to apply this interpretation prospectively to items in scope that are initially recognised on or after the beginning of the reporting period in which the interpretation is first applied.

#### ***Amendments to IAS 40: Investment Property***

On December 8, 2016, the IASB published Transfers of Investment Property (Amendments to IAS 40) to clarify transfers of property to, or from, investment property.

An entity shall apply those amendments to changes in use that occur on or after the beginning of the annual reporting period in which the entity first applies the amendments (the date of initial application). At the date of initial application, an entity shall reassess the classification of property held at that date and, if applicable, reclassify property applying paragraphs 7–14 to reflect the conditions that exist at that date. These amendments do not have any material impact and have been adopted by the Company.

#### ***Standards, amendments and interpretations issued but not yet effective***

A number of new standards and amendments to standards are effective for annual periods beginning after 1 January 2019, and have not been applied in preparing these financial statements. The Company does not plan to adopt these standards early.

#### ***IFRS 16: Leases***

This standard sets out the principles for the recognition, measurement, presentation and disclosure of leases for both parties to a contract, i.e. the customer ('lessee') and the supplier ('lessor'). IFRS 16 eliminates the classification of leases as required by IAS 17 and introduces a single lease accounting model. Applying that model, a lessee is required to recognise:

- \* assets and liabilities for leases with a term of more than 12 months, unless the underlying assets is of low value;



#### 2.2.4 Reinsurance assets

These are receivables that arise from reinsurance contracts. The details of recognition and measurement of reinsurance contracts have been set out under note 2.2.10(b)(iii).

#### 2.2.5 Other receivables

Other receivables are carried at cost less accumulated impairment losses. Prepayments are amortised on a straight line basis to the profit or loss account.

#### 2.2.6 Intangible assets

Recognition of software acquired is only allowed if it is probable that future economic benefits to this intangible asset will flow to the Company.

Software acquired is initially measured at cost. The cost of acquired software comprises its purchase price, including any import duties and non-refundable purchase taxes, and any directly attributable expenditure on preparing the asset for its intended use. After initial recognition, software acquired is carried at its cost less any accumulated amortisation and any accumulated impairment losses. Maintenance costs should not be included.

Internally developed software is capitalized when the Company has the intention and demonstrates the ability to complete the development and use of the software in a manner that will generate future economic benefits, and can reliably measure the costs to complete the development. The capitalised costs include all costs directly attributable to the development of the software. Internally developed software is stated at capitalised cost less accumulated amortisation and impairment.

Subsequent expenditure on software assets is capitalised only when it increases the future economic benefits embodied in the specific asset to which it relates. All other expenditure is expensed as incurred. Amortisation is recognised in profit or loss on a straight-line basis over the estimated useful life of the software, from the date that it is available for use. The estimated useful life of software is five years subject to annual reassessment.

Amortisation methods, useful lives and residual values are reviewed at each reporting date and adjusted if appropriate.

#### 2.2.7 Property and equipment

##### *Recognition and measurement*

Property and equipment comprise land and buildings and other properties owned by the Company. Items of property and equipment are carried at cost less accumulated depreciation and impairment losses except land and building which is carried at revalued amount. Cost includes expenditure that is directly attributable to the acquisition of the asset.

##### *Subsequent cost*

Subsequent costs are included in the asset's carrying amount or recognized as a separate asset, as appropriate, only when it is probable that future economic benefits associated with the item will flow to the Company and the cost of the item can be measured reliably. All other repairs and maintenance costs are charged to the profit or loss account during the financial period in which they are incurred.

Subsequent costs on replacement parts on an item of property are recognized in the carrying amount of the asset and the carrying amount of the replaced or renewed component is derecognized.

##### *Subsequent measurement*

All items of property and equipment except land and buildings are subsequently measured at cost less accumulated depreciation and impairment losses.

Land and buildings are subsequently carried at revalued amounts, being fair value at the date of revaluation less accumulated depreciation and impairment losses, if any.

When an individual property is revalued, any increase in its carrying amount (as a result of revaluation) shall be recognised in other comprehensive income and accumulated in equity under the heading of revaluation surplus. However, the increase shall be recognised in profit or loss to the extent that it reverses a revaluation decrease of the same asset previously recognised in profit or loss.

When the value of an individual property is decreased as a result of a revaluation, the decrease shall be recognised in profit or loss. However, the decrease shall be recognised in other comprehensive income to the extent of any credit balance existing in the revaluation surplus in respect of that asset. The decrease recognised in other comprehensive income reduces the amount accumulated in equity under the heading of revaluation surplus.

##### *Depreciation*

Depreciation is calculated on property and equipment on the straight line basis to write down the cost of each asset to its residual value over its estimated useful life.

Depreciation begins when an asset is available for use and ceases at the earlier of the date that the asset is derecognised or classified as held for sale in accordance with IFRS 5.

Residual values, useful lives and depreciation methods of property and equipment are required to be reviewed annually.

The estimated useful lives for the current and comparative period are as follows:

Land - Not depreciated  
Building- 50 years  
Furniture & fittings - 5 years  
Office equipment - 5 years  
Computer equipment- 5 years  
Motor vehicles - 4 years

##### *Fair value of land and buildings*

The fair value of land and buildings is the market value. The market value of a property is the price that would be received to sell an asset or paid to transfer a liability in an orderly transaction between market participants at the measurement date. This is the open market basis and is the basis by which a qualified property valuer carries out the valuation of land and building at specified reporting periods to determine the revalued amount.

##### *Derecognition*

Upon disposal of any item of property and equipment or when no future economic benefits are expected to flow from its use, such items are derecognized from the books. Gains and losses on disposal of assets are determined by comparing proceeds with their carrying amounts and are recognized in the income statement in the year of de-recognition.

*Dismantling/Restoration costs*

No provision has been made in respect of dismantling or restoration costs as the Company does not have any legal or constructive obligation to dismantle its assets, or restore the site on which the items of PPE are located

**2.2.8 Impairment of non-financial asset**

The carrying amounts of the Company's non-financial assets are reviewed at each reporting date to determine whether there is any indication of impairment. If any such indication exists then the asset's recoverable amount is estimated.

An impairment loss is recognised if the carrying amount of an asset or its cash-generating unit exceeds its recoverable amount. A cash-generating unit is the smallest identifiable asset group that generates cash flows that largely are independent from other assets and groups. Impairment losses are recognised in profit or loss. Impairment losses recognised in respect of cash-generating units are allocated to reduce the carrying amount of the assets in the unit (group of units) on a pro rata basis.

The recoverable amount of an asset or cash-generating unit is the greater of its value in use and its fair value less costs to sell. In assessing value in use, the estimated future cash flows are discounted to their present value using a pre-tax discount rate that reflects current market assessments of the time value of money and the risks specific to the asset or cash generating unit.

Impairment losses recognised in prior periods are assessed at each reporting date for any indications that the loss has decreased or no longer exists. An impairment loss is reversed only to the extent that the asset's carrying amount does not exceed the carrying amount that would have been determined, net of depreciation or amortisation, if no impairment loss had been recognised. Reversals of impairment losses are recognised in profit or loss.

**2.2.9 Statutory deposit**

Statutory deposit represents 10% of the paid up capital of the Company deposited with the Central Bank of Nigeria (CBN) in pursuant to Section 10(3) of the Insurance Act 2003. Statutory deposit is measured at cost.

**2.2.10 Insurance Contracts**

The Company issues contracts that transfer insurance risk.

The Company enters into insurance contracts as its primary business activities. Insurance contracts are those that the Company accepts significant insurance risk from another party (the policy holder) by agreeing to compensate the policy holder or other beneficiary, if a specified uncertain future event (the insured event) adversely affects the policy holder or the other beneficiary.

The Company classifies financial guarantee contracts and account for these as insurance contracts in accordance with IFRS 4.

**(a) Types of insurance contracts**

The Company classifies insurance contracts into life and non-life insurance contracts

**(i) general insurance contract**

These contracts are accident, casualty and property insurance contracts.

Accident and casualty insurance contracts protect the Company's customers against the risk of causing harm to third parties as a result of their legitimate activities. Damages covered include both contractual and non-contractual events. The typical protection offered is designed for employers who become legally liable to pay compensation to injured employees (employers' liability) and for individual and business customers who become liable to pay compensation to a third party for bodily harm or property damage (public liability).

Property insurance contracts mainly compensate the Company's customers for damage suffered to their properties or for the value of property lost. Customers who undertake commercial activities on their premises could also receive compensation for the loss of earnings caused by the inability to use the insured properties in their business activities.

Non-life insurance contracts protect the Company's customers from the consequences of events (such as death or disability) that would affect the ability of the customer or his/her dependants to maintain their current level of income. Benefits paid on occurrence of the specified insurance event are either fixed or linked to the extent of the economic loss suffered by the insured. There are no maturity or surrender benefits.

**(ii) Life insurance contracts**

These contracts insure events associated with human life (for example, death or survival) over a long duration. This includes annuity products, individual products and Group life products.

**(b) Insurance contracts- Recognition and measurement**

**(i) Premiums**

Gross written premiums for insurance contracts comprise premiums received in cash as well as premiums that have been received and confirmed as being held on behalf of the Company by insurance brokers and duly certified thereto. Gross premiums are stated gross of commissions and taxes payable and stamp duties that are payable to intermediaries and relevant regulatory bodies respectively.

The earned portion of premiums received is recognized as revenue. Premiums are earned from the date of attachment of risk, over the insurance period, based on the pattern of risk underwritten. Outward reinsurance premiums are recognized as an expense in accordance with the pattern of risk reinsured.

The Company also enters into co-insurance; an arrangement whereby two or more insurance companies enter into a single contract with the insured to cover a risk in agreed proportions at an overall premium.

Premiums on coinsurance are included in gross written premiums

Outward reinsurance premiums are accounted for in the same accounting period as the premiums for the related direct insurance or reinsurance business assumed.

**(ii) Unearned premiums**

The provision for unearned premiums represents that portion of premiums received or receivable that relates to risks that have not yet expired at the reporting date. The provision is recognized when contracts are entered into and premiums are charged, and is brought to account as premium income over the term of the contract in accordance with the pattern of insurance service provided under the contract.

At each reporting date, the Company reviews its unexpired risk and a liability adequacy test is performed to determine whether there is any overall excess of expected claims and deferred acquisition costs over unearned premiums. This calculation uses current estimates of future contractual cash flows after taking account of the investment return expected to arise on assets relating to the relevant non-life insurance technical provisions. If these estimates show that the carrying amount of the unearned premiums (less related deferred acquisition costs) is inadequate, the deficiency is recognized in the profit or loss by setting up a provision for premium deficiency.

**(iii) Reinsurance**

The Company cedes out insurance risks in the normal course of business for the purpose of limiting its net loss on policies written. Premium ceded comprises written premiums ceded to reinsurers, adjusted for the reinsurers' share of the movement in the provision for the unearned premiums. Reinsurance arrangements do not relieve the Company from its direct obligations to its policyholders.

Premium ceded and claims reimbursed are presented in the income statement and statement of financial position separately from the gross amounts.

Reinsurance assets represent balances due from reinsurance contracts. Reinsurance liabilities are primarily premiums payable for reinsurance contracts and are recognized as an expense when due.

Reinsurance recoverables are estimated in a manner consistent with the outstanding claims provision and claims incurred associated with the reinsurer's policies and are in accordance with the related insurance contract. They are measured at their carrying amount less any impairment charges. Amounts recoverable under reinsurance contracts are assessed for impairment at each balance sheet date. If there is objective evidence of impairment, the Company reduces the carrying amount of its reinsurance assets to its recoverable amount and recognizes the impairment loss in the income statement as a result of an event that occurred after its initial recognition, for which the Company may not be able to recover all amounts due and the event has a reliably measurable impact on the amounts that the Company will receive from the reinsurer.

**(iv) Commission income**

Commissions are recognized on ceding business to the reinsurer, and are credited to the profit and loss.

**(v) Underwriting expenses**

Underwriting expenses are made up of acquisition and maintenance expenses.

Underwriting expenses for insurance contracts and investment contracts are recognized as expense when incurred, with the exception of acquisition costs which are recognized on a time apportionment basis in respect of risk.

(vi) *Claims incurred*

Claims incurred consist of claims and claims handling expenses paid during the financial year together with the movement in the provision for outstanding claims. The provision for outstanding claims represent the Company's estimate of the ultimate cost of settling all claims incurred but unpaid at the balance sheet date whether reported or not. The provision includes an allowance for claims management and handling expenses.

The provision for outstanding claims for reported claims, is estimated based on current information and the ultimate liability may vary as a result of subsequent information and events and may result in significant adjustments to the amounts provided. Adjustments to the amounts of claims provision for prior years are reflected in the income statement in the financial period in which adjustments are made, and disclosed separately if material.

Reinsurance recoverables are recognized when the Company records the liability for the claims and are not netted off claims expense but are presented separately in the income statement.

Claims incurred in respect of long-term insurance contracts especially pure life business and annuity contracts consist of claims arising during the year including provision for policyholders' liabilities. Outstanding claims on long-term insurance contracts that have occurred at the balance sheet date and have been notified by the insured are carried at the claim amounts advised.

(vii) *Deferred acquisition costs*

Acquisition costs comprise insurance commissions, brokerage and other related expenses arising from the generation and conclusion of insurance contracts. The proportion of acquisition costs that correspond to the unearned premiums are deferred as an asset and recognized in the subsequent period. They are recognized on a basis consistent with the related provisions for unearned premiums.

(viii) *Salvage*

Some non-life insurance contracts permit the Company to sell (usually damaged) assets acquired in the process of settling a claim. The Company may also have the right to pursue third parties for payment of some or all costs of damages to its client's property (i.e. subrogation right). Salvage recoveries are presented net of the claim expense.

(ix) *Subrogation*

Subrogation is the right for an insurer to pursue a third party that caused an insurance loss to the insured. This is done as a means of recovering the amount of the claim paid to the insured for the loss. A receivable for subrogation is recognized in other receivables when the liability is settled and the Company has the right to receive future cash flow from the third party.

**2.2.11 Insurance contract liabilities**

The recognition and measurement of insurance contracts have been set out under note 2.2.10(b) of the accounting policies. Insurance contract liabilities are determined as follows:

**(a) General business**

**(i) Reserves for unearned premium and unexpired risk**

The reserve for unearned premium is calculated on a time apportionment basis in respect of risk accepted during the year. A provision for additional unexpired risk reserve is recognised for an underwriting year where it is determined that the estimated cost of claims and expenses would exceed the reserves for unearned premium.

**(ii) Reserves for outstanding claims**

The reserve for outstanding claims is maintained at the total amount of outstanding claims incurred plus claims incurred but not reported ("IBNR") as at the reporting date. The IBNR is based on the liability adequacy test.

**(iii) Liabilities adequacy test**

The gross liability for insurance contracts is tested for adequacy by discounting current estimates of all future contractual cash flows and comparing this amount to the carrying value of the liability net of deferred acquisition costs. Where a shortfall is identified, an additional provision is made and the Company recognizes the deficiency in the income statement for the year. The method of valuation and assumptions used, the cashflows considered and the discounting and aggregation practices adopted have been set out in the following notes.

† *Reserving methodology and assumptions*

For non-life insurance risks, the Company uses different methods to incorporate the various assumptions made in order to estimate the ultimate cost of claims. The three methods more commonly used are the Inflation-adjusted Chain Ladder, Basic Chain Ladder and the Expected Loss Ratio methods adjusted for assumed experience to date.

Claims data was grouped into triangles by accident year and payment year. The claims paid data was sub-divided into large and attritional claims. Large claims were projected separately as they can significantly distort patterns. Where there was insufficient claim data, large and attritional claims were projected together as removing large claims would reduce the volume of data in the triangles and compromise the credibility.

† *Discounted inflation-adjusted basic chain ladder method*

Historical claims paid were grouped into 10 years cohorts – representing when they were paid after their underwriting year. These cohorts are called claim development years and the patterns for 10 years was studied. The historical paid losses are projected to their ultimate values for each underwriting year by calculating the loss development factors for each development year. The ultimate claims are then derived using the loss development factors and the latest paid historical claims.

The historical paid losses are inflated using the corresponding inflation index in each of the accident years to the year of valuation and then accumulated to their ultimate values for each accident year to obtain the projected outstanding claims. These projected outstanding claims are then further multiplied by the future inflation index from the year of valuation to the future year of payment of the outstanding claims.

The resulting claims estimated is discounted to the valuation date using a discount rate of 10% to allow for a margin of prudence.

The future claims (the ultimate claim amount less claims paid to date) are allocated to future payment periods in line with the development patterns. The outstanding claims reported to date are then subtracted from the total future claims to give the resulting IBNR figure per accident year or quarter. i.e.  $IBNR = \text{Ultimate claim amount} - \text{claims paid till date} - \text{outstanding claims}$ .

#### † Assumptions underlying the Discounted Inflation-adjusted Basic Chain Ladder method

This method assumes the following:

- The future claims follows a trend pattern from the historical data
- Payment patterns will be broadly similar in each accident year. Thus the proportionate increases in the known cumulative payments from one development year to the next is used to calculate the expected cumulative payments for the future development periods.
- The run off period is ten (10) years and hence the method assumes no more claims will be paid subsequently.

#### † Expected loss ratio method

This method was adopted where the volume of data available is too small to be credible when using a statistical approach. Special Risk reserves were estimated based on this method. Under this method, the ultimate claims was obtained by studying the historical loss ratios, investigating any differences and using judgments to derive a loss ratio, where loss ratio is defined as claims incurred divided by earned premiums. Paid claims already emerged is then deducted for from the estimated Ultimate claims to obtain the reserves. Outstanding claims is stated as amount estimated less paid claims.

### (b) Life business

IFRS 4 requires contracts written by insurers to be classified as either 'insurance contracts' or 'investment contracts' depending on the level of insurance risk transferred.

Insurance contracts are those contracts when the insurer has accepted significant insurance risk from another party (the policyholders) by agreeing to compensate the policyholders if a specified uncertain future event (the insured event) adversely affects the policyholders. These contracts are the primary business activity of the Company. These contracts insure events associated with human life (for example death or survival) duration.

The Company issues contracts that transfer insurance risk or financial risk or both. Insurance contracts are those contracts where the insurer has accepted significant insurance risk from another party (the policyholders) by agreeing to compensate the policyholders if a specified uncertain future event (the insured event) adversely affects the policyholders. As a general guideline, the Company defines as significant insurance risk the possibility of having to pay benefits on the occurrence of an insured event that are at least 10% more than the benefits payable if the insured event did not occur.

#### Insurance contract with discretionary participating features (DPF)

Some insurance contracts and investment contracts contain a discretionary participating feature (DPF), which is a contractual right to receive as a supplement to guaranteed benefits, additional benefits:

- that are likely to be a significant portion of the total contractual benefits;
- that the amount or timing is contractually at the discretion of the insurer; and
- That are contractually based on:
  - i. the performance of a specified pool of contracts or a specified type of contract;
  - ii. realized and or unrealized investment returns on a specified pool of assets held by the issuer; or
  - iii. the profit or loss of the Company.

#### Recognition and measurement

Insurance contracts with DPF are classified into three main categories, depending on the duration of risk and whether or not the terms and conditions are fixed.

##### (i) Short-term insurance contracts

Short-duration life insurance contracts (Group Life) protect the Company's clients from the consequences of events (such as death or The proportion of premium received on in-force contracts that relates to unexpired risks at the reporting date is reported as unearned Claims expenses are recognised in the statement of profit or loss as incurred based on the estimated liability for compensation owed to contract holders. They include direct and indirect claims settlement costs that arise from events that have occurred up to the end of the reporting period even if they have not been reported to the Company. The Company does not discount its liabilities for unpaid claims. Liabilities for unpaid/outstanding claims are estimated using the input of assessments for individual cases reported to the Company and statistical analyses for the claims incurred but not reported.

##### (ii) Long-term insurance contracts with fixed and guaranteed terms

These contracts insure events associated with human life (for example, death or survival) over a long duration. Premiums are recognised as revenue when they become payable by the contract holder. Premiums are shown before deduction of commission. Benefits are recognised as an expense when they are incurred. A liability for contractual benefits that are expected to be incurred in the future is recorded when the premiums are recognised. The liability is actuarially determined based on assumptions such as mortality, persistency, maintenance expenses and investment income that are established at the time the contract is issued. The change in liabilities are recorded in gross premium on the statement of profit or loss.

##### (iii) Annuity

Annuity is an insurance product that features a predetermined periodic pay-out amount until the death of the annuitant in exchange for an immediate payment of a lump sum or a series of regular payments prior to the onset of the annuity. Annuity premium are recognised as income when received from policy holders, and payments to policy holders are recognised as an expense when due. Annuities are valued by actuaries using a discounted cash flow approach. The reserves are set equal to the present value of future annuity payments plus expenses, with allowance being made for any guaranteed periods as required by the terms of the contract. Annuities collected in a year are credited to the Gross Premium written and the portion that extends beyond one year is taken out via the unearned premium. The assets representing the annuities are invested in near-cash money market financial instruments with a tenor of 30 days on rolling basis and an interest spread using the interest rates available in the market.

The annuity is valued at year end by the Company's Actuary; O & A Hedge Actuarial Consulting (FRC/2016/NAS/00000015764), registered with the National Insurance Commission (NAICOM) and the Financial Reporting Council of Nigerian (FRC). Also a liability adequacy test is required by law to be performed on annuity fund to determine its sufficiency in meeting the contractual liabilities. Some of the assumptions being considered in valuing the annuity fund at the year end are:

- (a) a 10 year guaranteed minimum annuity payment
- (b) a valuation interest determined by a long term FGN bond yield
- (c) a maintenance expenses and the mortality rates.

The change in liability for annuity and other insurance contract liabilities are recorded in the statement of profit or loss as a movement in life fund.

The Company only enters into insurance contracts. Therefore, its insurance contract liabilities represent the Company's liability to the policy holders. It comprises the unearned premium, unexpired risk, outstanding claims and the incurred but not reported claims. At the end of each accounting period, this liability is reflected as determined by the actuarial valuation report.

#### *General reserve fund*

This is made up of net liabilities in force as computed by the actuaries at the time of the actuarial valuation.

Actuarial valuation of the life fund is conducted annually to determine the net liabilities on the existing policies and the adequacy of the assets representing the insurance funds as at the date of the valuation. All deficits arising therefrom are charged to the profit or loss account while the surplus is appropriated to the shareholders and credited to the income statement.

The liability adequacy test was carried out by the Company's Actuary; O & A Hedge Actuarial Consulting (FRC/2016/NAS/00000015764). The liability adequacy test is carried out at every financial reporting year end.

#### **2.2.12 Recognition and measurement of investment contracts**

Investment contracts and the related receipts and payments are accounted for in the statement of financial position in line with the accounting policies for financial instruments stated in note 2.2.3. The deposit liability recognized in the statement of financial position represents the amounts payable to the holders of the investment contracts gross of allocated investment income.

#### **2.2.13 Provisions, contingent assets and contingent liabilities**

A provision is recognized if, as a result of a past event, the Company has a present legal or constructive obligation that can be estimated reliably, and it is probable that an outflow of economic benefits will be required to settle the obligation.

Provisions are determined by discounting the expected future cash flows at a rate that reflects current market assessments of the time value of money and the risks specific to the obligation.

Contingent assets are not recognised in the financial statements but are disclosed when, as a result of past events, it is probable that economic benefits will flow to the Company, but this will only be confirmed by the occurrence or non-occurrence of one or more uncertain future events which are not wholly within the Company's control.

Contingent liability is a possible obligation that arises from past events and whose existence will be confirmed only by the occurrence or non-occurrence of one or more uncertain future events not wholly within the control of the Company; or a present obligation that arises from past events but is not recognised because it is not probable that an outflow of resources embodying economic benefits will be required to settle the obligation; or the amount of the obligation cannot be measured with sufficient reliability. Contingent liabilities are not recognised in the financial statements but are disclosed in the notes to the financial statements. Contingent liabilities are assessed continually to determine whether an outflow of economic benefit has become probable.

#### **2.2.14 Income tax**

Income tax comprises current and deferred taxes. Income tax expense is recognised in the statement of profit or loss except to the extent that it relates to items recognised directly in equity, in which case it is recognised in equity.

**(a) Current tax**

Current tax is the expected tax payable on taxable income for the year, using tax rates enacted or substantively enacted at the balance sheet date, and any adjustment to tax payable in respect of previous years.

The Company is subject to the Companies Income Tax Act (CITA). Total amount of tax payable under CITA is determined based on the higher of two components namely Company income tax (based on taxable income (or loss) for the year) and Minimum tax. Taxes based on taxable profit for the period are treated as current income tax in line with IAS 12; whereas taxes which are based on gross amounts is outside the scope of IAS 12 and therefore are not treated as current income tax.

**(b) Deferred taxation**

Deferred taxation, which arises from temporary differences in the recognition of items for accounting and tax purposes, is calculated using the balance sheet liability method. Deferred taxation is provided fully on temporary differences, which are expected to reverse at the rate of tax likely to be in force at the time of reversal. A deferred tax asset is recognized to the extent that it is probable that future taxable profits will be available against which the associated unused tax losses and deductible temporary differences can be utilized. Deferred tax assets are reduced to the extent that it is no longer probable that the related tax benefit will be realized.

Deferred tax is not recognised for temporary differences arising from the initial recognition of assets or liabilities in a transaction that is not a business combination and that affects neither accounting nor taxable profit. Deferred tax assets are reviewed at each reporting date and are reduced to the extent that it is no longer probable that the related tax benefit will be realised.

**2.2.15 Leases**

**(a) Operating leases**

Leases where the lessor retains the risks and rewards of ownership of the underlying asset are classified as operating leases. Payments made under operating leases are charged against income on a straight-line basis over the period of the lease.

**2.2.16 Share capital and reserves**

**(a) Share capital and premium**

The Company classifies ordinary shares and share premium as equity. Incremental costs directly attributable to issue of shares are recognized as deductions from equity net of any tax effects.

*Dividend on ordinary shares*

Dividends on the Company's ordinary shares are recognised in equity in the period in which they are paid or, if earlier, approved by the Company's shareholders.

**(b) Contingency reserves**

The Company maintains contingency reserves in accordance with the provisions of the Insurance Act 2003 to cover fluctuations in securities and variations in statistical estimates at the rate equal to the higher of 3% of total premium or 20% of the total profit after taxation until the reserve reaches the greater of minimum paid up capital or 50% of net premium for general business. Contingency reserve for life business is credited with the higher of 1% of gross premiums and 10% of profit after taxation until the reserve reaches the amount of the minimum paid up share capital.

**(c) Revaluation reserves**

Assets revaluation reserves warehouses the fair value differences on the revaluation of items of land and building as at the statement of financial position date. The revaluation surplus is recognised net of revaluation deficit for items of land and building.

**(d) Available for sale reserves**

Available for sale reserves warehouses the fair value gains or losses on valuation of available for sale financial assets.

**(e) Treasury shares**

Where the Company purchases its own ordinary shares, the consideration paid is deducted from the shareholders' equity as treasury shares until they are cancelled. Where such shares are subsequently sold or reissued, any consideration received is included in shareh

**(f) Earnings per share**

The Company presents ordinary basic earnings per share (EPS) for its ordinary shares. Basic earnings per share are calculated by dividing the profit or loss attributable to ordinary shareholders of the Company by the weighted average number of ordinary shares outstanding during the year.

Diluted EPS is determined by adjusting the profit or loss attributable to ordinary shareholders and the weighted average number of ordinary shares outstanding for the effects of all dilutive potential ordinary shares.

**2.2.17 Revenue recognition**

**(a) Insurance contracts:**

See note 2.2.10(b)(i) & 2.2.10(b)(iv) for recognition of premium and commission on insurance contracts.

**(b) Investment and other operating income**

Investment income comprises interest income earned on cash equivalents, and income earned on trading securities including all realised and unrealised fair value changes, dividend income and foreign exchange differences. Investment income is accounted for on an accrual basis.

Interest income and expenses for all interest-bearing financial instruments are recognised within 'investment income' and 'finance costs' in the income statement using the effective interest rate method.

**(c) Dividend income**

Dividend income is recognised in profit and loss when the right to receive income is established. Dividend income from equity securities is recognised in profit or loss within "investment income".

### 2.2.18 Management expenses

Management expenses are expenses other than claims and underwriting expenses. They are accounted for on an accrual basis and comprise the following:

#### (a) Employee benefits

##### (i) Short-term benefits

Short-term employee benefit obligations include wages, salaries and other benefits which the Company has a present obligation to pay, as a result of employees' services provided up to the reporting date. The accrual is calculated on an undiscounted basis, using current

A provision is recognised for the amount expected to be paid under short-term cash bonus or profit-sharing plans if the Company has a present legal or constructive obligation to pay this amount as a result of past service provided by the employee and the obligation can be estimated reliably.

##### (ii) Post Employment Benefits

#### (a) Defined contribution pension scheme

The Company operates a defined contributory retirement scheme as stipulated in the Pension Reform Act 2014. Under the defined contribution scheme, the Company pays fixed contributions of 10% to a separate entity – Pension Fund Administrators; employees also pay fixed contributions of 8% to the same entity. Once the contributions have been paid, the Company retains no legal or constructive obligation to pay further contributions if the Fund does not hold enough assets to finance benefits accruing under the retirement benefit plan. The Company's obligations are recognized in the profit or loss.

##### (ii) Termination Benefits

Termination benefits are payable whenever an employee's employment is terminated before the normal retirement date or whenever an employee accepts voluntary redundancy in exchange for these benefits. The Company recognizes termination benefits when it is demonstrably committed either to terminate the employment of current employees according to a detailed formal plan without possibility of withdrawal, or to provide termination benefits as a result of an offer made to encourage voluntarily redundancy if it is probable that the offer will be accepted and the number of acceptances can be estimated. Benefits falling due more than 12 months after reporting date are discounted to present value.

#### (b) Other operating expenses

Other operating expenses are recognised on an accrual basis. They include depreciation expenses, administrative expenses and professional fees.

### 2.2.19 Segment reporting

An operating segment is a component of the Company that engages in business activities from which it may earn revenues and incur expenses, including revenues and expenses that relate to transactions with any of the Company's other components. Segment operating results are reviewed regularly by the Board of Directors (being the chief operating decision maker) and used to make decisions about resources allocated to each segment. Segment operating results and discrete financial information are also used to assess segmental performance. Segment results include items directly attributable to a segment as well as those that can be allocated on a reasonable basis.

### 2.2.20 Related party transactions

The Company's key management personnel, and persons connected with them, are considered to be related parties. The definition of key management includes the close members of family of key personnel and any entity over which key management exercise control. The key management personnel have been identified as the executive and non-executive directors of the Company. Close members of family are those family members who may be expected to influence, or be influenced by that individual in their dealings with Goldlink Insurance Plc. See note 31 for details of related party transactions during the year.



### 3 Significant accounting judgments, estimates and assumptions

The preparation of the Company's financial statements requires management to make judgments, estimates and assumptions that affect the reported amounts of revenues, expenses, assets and liabilities, and the disclosure of contingent liabilities, at the end of the reporting period. However, uncertainty about these assumptions and estimates could result in outcomes that require a material adjustment to the carrying amount of the asset or liability affected in future periods.

#### Estimates and assumptions

The key assumptions concerning the future and other key sources of estimation uncertainty at the reporting date, that have a significant risk of causing a material adjustment to the carrying amounts of assets and liabilities within the next financial year, are described below. The Company based its assumptions and estimates on parameters available when the financial statements were prepared. Existing circumstances and assumptions about future developments, however, may change due to market changes or circumstances arising beyond the control of the Company. Such changes are reflected in the assumptions when they occur.

#### Depreciation and carrying value of property, plant and equipment

The estimation of the useful lives of assets is based on management's judgment. Any material adjustment to the estimated useful lives of property, plant & equipment will have an impact on the carrying value. The carrying value of property, plant & equipment as at 31 December 2012 was N1,733,564,000 (2011: N1,756,619,000).

#### Retirement benefits obligation

The cost of defined benefit obligation and the present value of the defined benefit obligation are determined using actuarial valuations. An actuarial valuation involves making various assumptions which may differ from actual developments in the future. These include the determination of the discount rate, future salary increases and mortality rates. Due to the complexity of the valuation, the underlying assumptions and its long-term nature, a defined benefit obligation is highly sensitive to changes in these assumptions. All assumptions are reviewed at each reporting date.

#### Valuation of Insurance and Investment contract liabilities

For General insurance contracts, estimates have to be made both for the expected ultimate cost of claims reported at the reporting date and for the expected ultimate cost of claims incurred, but not yet reported, at the reporting date (IBNR). It can take a significant period of time before the ultimate claims cost can be established with certainty and for some type of policies, IBNR claims form the majority of the liability in the statement of financial position. The ultimate cost of outstanding claims is estimated by using a range of standard actuarial claims projection techniques, such as Chain Ladder, portion of premium and expected loss methods.

The liability for life insurance contracts and investment contract liabilities is either based on current assumptions or on assumptions established at the inception of the contract, reflecting the best estimate at the time increased with a margin for risk and adverse deviation. All contracts are subject to a liability adequacy test, which reflect management's best current estimate of future costs.

Certain acquisition costs related to the sale of new policies are recorded as deferred acquisition costs (DAC) and are amortised to profit or loss over time. If the assumptions relating to future profitability of these policies are not realised, the amortisation of these costs could be accelerated and this may also require additional impairment write-offs to profit or loss.

The main assumptions used relate to mortality, morbidity, longevity, investment returns, expenses, lapse and surrender rates and discount rates.

#### Impairment of available-for-sale equity financial assets

The Company determined that available-for-sale equity financial assets are impaired when there has been a significant or prolonged decline in the fair value below its cost. This determination of what is significant or prolonged requires judgement. In making this judgement, the Company evaluated among other factors, the normal volatility in share price, the financial health of the investee, industry and sector performance, changes in technology, and operational and financing cash flow. In this respect, a decline of 20% or more is regarded as significant, and a period of 12 months or longer is considered to be prolonged. If any such qualitative evidence exists for available-for-sale financial assets, the asset is considered for impairment, taking qualitative evidence into account.

#### Impairment on receivables

In accordance with the accounting policy, the Company tests annually whether premium receivables have suffered any impairment. The recoverable amounts of the premium receivables have been determined based on the incurred loss model. These calculations required the use of estimates based on passage of time and probability of recovery.

## Composite Statement of Financial Position

As at 31st Mar, 2023

	Note	31-Mar-24	31-Mar-23
<i>In thousands of Naira</i>			
<b>Assets</b>			
Cash and cash equivalents	5	546,940	54,101
Financial assets	6	335,849	236,256
Trade receivables	7	17,916	15,140
Reinsurance assets	8	208,355	318,732
Deferred acquisition cost	9	37,458	37,458
Other receivables and prepayments	10	(4,023)	33,687
Intangible asset		12,500	6,500
Property, plant and equipment	11	556,166	647,044
Statutory deposits	12	500,000	500,000
<b>Total Assets</b>		<b>2,211,161</b>	<b>1,848,918</b>
<b>Liabilities</b>			
Insurance contract liabilities	13	6,697,247	6,398,823
Investment contract liabilities	14	2,085,047	2,095,898
Trade payables	15	312,939	614,774
Other payables and accruals	16	1,483,286	1,076,153
Current tax liabilities	17	346,950	343,459
Deferred tax liabilities	18	1,917	1,917
<b>Total Liabilities</b>		<b>10,927,386</b>	<b>10,531,024</b>
<b>Capital and reserves</b>			
Issued and paid up share capital	19	1,230,459	1,230,459
Share premium	19.2	1,617,935	1,617,935
Contingency reserve	19.3	1,606,134	1,604,468
Retained earnings	19.4	(13,356,245)	(13,252,011)
Available for sale reserve	19.6	160,231	91,782
Treasury shares	19.7	(47,350)	(47,350)
Exchange Gain Reserves		72,611	72,611
		-	-
<b>Shareholders funds</b>		<b>(8,716,225)</b>	<b>(8,682,106)</b>
<b>Total equity and liabilities</b>		<b>2,211,161</b>	<b>1,848,918</b>

## Composite Statement of Comprehensive Income

For the period ended 31 MAR, 2023

	Note	31-Mar-24	31-Mar-23
<i>In thousands of Naira</i>			
Gross premium written	20	321,045	130,008
Gross premium income	20	321,045	213,117
Reinsurance expense	21	(1,907)	(10,507)
Net premium income		319,138	202,610
Fees and commission income	22	-	1,456
Net underwriting income		319,138	204,066
Claims expense	23	(38,261)	(136,273)
Underwriting expense	24	(378,373)	(62,931)
Underwriting profit		(97,496)	4,862
Investment income	25	19,179	12
Management expense	26	(94,297)	(155,464)
Impairment losses		-	-
Loss on investment contracts		-	-
Changes in life fund		-	-
Profit/(loss) before taxation		(172,614)	(150,590)
Income taxes		(255)	(255)
Profit/(Loss) for the Period		(172,869)	(150,845)
Other comprehensive income			
Fair value changes on available for sale financial assets		54,408	(204)
Fair value changes on property & equipment		-	-
Income tax effect		-	-
Transfer to profit or loss for impairment of available for sale financial assets		-	-
Revaluation gain on land and building		-	-
<b>Items within other comprehensive income that will not be reclassified to</b>		-	-
Due to assumption		-	-
Due to experience		-	-
Income tax effect		-	-
Other comprehensive income for the period, net of tax		54,408	(204)
Total comprehensive income/(Loss)		(118,461)	(151,049)

## Composite Statement of changes in Equity

As at 31 Mar , 2023

		Share capital	Share premium	Available for sale reserve	Treasury shares	Exchange Gain Reserve	Contingency reserve	Retained earnings	Total
<i>In thousands of Naira</i>									
<b>As at 1 January, 2023</b>	22.7	1,230,459	1,617,935	91,779	(47,350)	72,611	1,604,468	(13,157,129)	(8,587,227)
Loss for the period		-	-	-	-	-	-	170,355	170,355
Adjustment:		-	-	-	-	-	-	(208,045)	(208,045)
<b>Other comprehensive income</b>		-	-	-	-	-	-	-	-
		-	-	-	-	-	-	-	-
Fair value changes of available for sale financial assets		-	-	68,452	-	-	-	(161,426)	(92,974)
Transfer to statutory contingency reserve		-	-	-	-	-	1,666	-	1,666
Acquisition of treasury shares	22.7	-	-	-	-	-	-	-	-
Prior year adjustment								-	-
<b>As at 31st Mar, 2023</b>		<b>1,230,459</b>	<b>1,617,935</b>	<b>160,231</b>	<b>(47,350)</b>	<b>72,611</b>	<b>1,606,134</b>	<b>(13,356,245)</b>	<b>(8,716,225)</b>

## Statement of Cash Flows

for the period ended 31st, Mar 2023

	31-Mar-24	31-Dec-23
Note	N'000	N'000
<b>Cash flows from operating activities:</b>		
Premium received from policy holders	319,138	707,598
Net premium received in advance	-	-
Re-insurance receipt in respect of claims/reinsurance	-	-
Investment contract liabilities (Deposit received less withdrawals)	-	-
Cash paid to employees	(33,001)	(161,918)
Reinsurance premium paid	(1,907)	(1,907)
Commission received	-	1,456
Other income received	(96)	(1,367)
Net claims paid	(50,355)	(151,567)
Other operating cash payments	(19,453)	(192,955)
Commission paid	(170,177)	(125,377)
Taxes paid	-	-
	<b>44,149</b>	<b>73,963</b>
<b>Cash flows from investing activities:</b>		
Purchases of property and equipment	(1,250)	(50,898)
Redemption of held to maturity financial assets	-	-
Purchase of held to maturity financial assets	-	-
Dividend received	-	-
Interest received	78,655	53,558
<b>Net cash used in investing activities</b>	<b>77,405</b>	<b>2,660</b>
<b>Cash flows from financing activities:</b>		
<b>Net cash used in financing activities</b>	<b>-</b>	<b>-</b>
Net increase/(decrease) in cash and cash equivalents	121,554	76,623
Cash and cash equivalents at beginning of year	425,386	(8,742)
<b>Cash and cash equivalents at end of the period</b>	<b>546,940</b>	<b>67,881</b>

*Notes to the financial statements*

**5 Cash and cash equivalents- Composite**

	31-Mar-24	31-Mar-23
<i>In thousands of Naira</i>		
Cash in hand	29	829
Cash at bank	315,409	50,006
Short term bank deposits (see note (a) below)	231,501	(233)
	<u>546,939</u>	<u>54,101</u>

**5a Cash and cash equivalents- General**

	31-Mar-23	31-Dec-22
<i>In thousands of Naira</i>		
Cash in hand	(200)	616
Cash at bank	309,040	44,355
Short term bank deposits (see note (a) below)	231,501	(233)
	<u>540,341</u>	<u>44,738</u>

**5b Cash and cash equivalents- Life**

	31-Mar-24	31-Mar-24
<i>In thousands of Naira</i>		
Cash in hand	229	213
Cash at bank	6,369	5,651
Short term bank deposits (see note (a) below)	-	-
	<u>6,598</u>	<u>5,864</u>

Short term bank deposits are made for varying periods of between one day and three months depending on the immediate cash requirements of the Company. The carrying amounts disclosed above reasonably approximate fair value at the reporting date.

**6 Financial assets-Composite**

	31-Mar-24	31-Mar-23
<i>In thousands of Naira</i>		
Quoted equities	93,859	40,048
Other Investment	241,990	179,951
	<u>335,849</u>	<u>236,256</u>

**6a Financial assets-General**

	31-Mar-24	31-Mar-23
<i>In thousands of Naira</i>		
Quoted equities	68,957	15,146
Other Investment	209,044	170,858
	<u>278,001</u>	<u>186,004</u>

**6b Financial assets-Life**

	31-Mar-24	31-Mar-23
<i>In thousands of Naira</i>		
Quoted equities	24,902	24,902
Other Investment	32,946	9,093
	<u>57,848</u>	<u>33,995</u>

## 7 Trade Receivables-Composite

Trade receivables comprise the following:

	31-Mar-23	31-Dec-22
<i>In thousands of Naira</i>		
i Due from contract holders	(99,275)	228
Due from brokers	120,367	597
Due from Agents	89,681	14,072
Due from insurance companies	(360,167)	745
Recovery	(2,170)	(503)
	<u>17,916</u>	<u>15,140</u>

## 7a Trade Receivables-General

Trade receivables comprise the following:

	31-Mar-24	31-Mar-23
<i>In thousands of Naira</i>		
Due from contract holders	(102,213)	823
Due from brokers	124,693	(3,069)
Due from Agents	89,681	14,072
Due from insurance companies	(362,302)	1,449
Recovery	(1,768)	(101)
	<u>17,571</u>	<u>13,174</u>

## 7b Trade Receivables-Life

Trade receivables comprise the following:

	31-Mar-24	31-Mar-23
<i>In thousands of Naira</i>		
Due from contract holders	2,938	(595)
Due from brokers	(4,326)	3666
Due from Agents		
Due from insurance companies	2,135	(704)
	<u>(402)</u>	<u>(402)</u>
	<u>345</u>	<u>1,965</u>



**8 Reinsurance assets- Composite**

	31-Mar-24	31-Mar-23
<i>In thousands of Naira</i>		
Prepaid re-insurance	111,836	113,384
Claims recoverable (see note 8.1)	96,519	205,348
	<u>208,355</u>	<u>318,732</u>
Allowance for impairment losses	-	-
	<u>208,355</u>	<u>318,732</u>

**8a Reinsurance assets- General**

	31-Mar-24	31-Mar-23
<i>In thousands of Naira</i>		
Prepaid re-insurance	15,005	16,553
Claims recoverable (see note 8.1)	90,385	199,214
	<u>105,390</u>	<u>215,767</u>
Allowance for impairment losses	-	-
	<u>105,390</u>	<u>215,767</u>

**8b Reinsurance assets- Life**

	31-Mar-24	31-Mar-23
<i>In thousands of Naira</i>		
Prepaid re-insurance	96,831	96,831
Claims recoverable (see note 8.1)	6,134	6,134
	<u>102,965</u>	<u>102,965</u>
Allowance for impairment losses	-	-
	<u>102,965</u>	<u>102,965</u>

## 9 Deferred acquisition cost- Composite

Deferred acquisition costs represent commissions on unearned premium relating to the unexpired period of risks and comprise:

<i>In thousands of Naira</i>	31-Mar-23	31-Dec-22
Non Life	26,188	26,188
Life	11,270	11,270
	<u>37,458</u>	<u>37,458</u>

### Deferred acquisition cost-General

<i>In thousands of Naira</i>	31-Mar-23	31-Dec-22
Motor	6,025	8,726
Fire	1,359	2,100
General accident	3,822	4,029
Marine	1,724	984
Aviation	-	-
Bond & Indemnity	6,692	10,186
Engineering	162	201
Oil & Gas	-	-
	<u>6,403</u>	<u>(38)</u>
	<u>26,188</u>	<u>26,188</u>

### Deferred acquisition cost-Life

<i>In thousands of Naira</i>	31-Mar-23	31-Dec-22
Deferred acquisition cost	11,270	11,270

## 10 Other receivables and prepayments- Composite

<i>In thousands of Naira</i>	31-Mar-24	31-Mar-23
Loans- Staff	1,465	8,394
Loans- Policy holder	49,887	44,942
Prepaid rent	8,615	270
Other receivables	1,622,104	1,656,411
Other debit balances	(972)	(0)
Provision		
	<u>1,681,099</u>	<u>1,703,383</u>

### Loans

<i>In thousands of Naira</i>	31-Mar-24	31-Mar-23
Staff loans	121,659	121,953
Loan to policy holders	49,887	44,942
	<u>157,563</u>	<u>157,084</u>
Impairment allowance	<u>(62,766)</u>	<u>(112,852)</u>
	<u>94,797</u>	<u>44,232</u>

**10a Other receivables and prepayments- General**

<i>In thousands of Naira</i>	31-Mar-24	31-Mar-24
Loans	316	610
Prepaid	8,615	270
Other receivables	(11,982)	2,175
Other debit balances	(972)	(0)
	<u>-</u>	<u>-</u>
	<u>(4,023)</u>	<u>3,055</u>

<i>In thousands of Naira</i>	31-Mar-24	31-Mar-23
Loans		
Staff loans	120,510	120,804
Loan to policy holders	<u>120,510</u>	<u>120,804</u>
Impairment allowance	<u>(120,194)</u>	<u>(120,194)</u>
	<u>316</u>	<u>610</u>

**10b Other receivables and prepayments-Life**

<i>In thousands of Naira</i>	31-Mar-24	31-Mar-23
Loans- Policy holder	51,036	46,091
Prepaid rent		
Other receivables	1,634,086	1,654,236
Other debit balances	-	-
Provision	<u>1,685,122</u>	<u>1,700,327</u>

<i>In thousands of Naira</i>	31-Mar-24	31-Mar-23
Loans		
Staff loans	1,149	1,149
Loan to policy holders	<u>49,887</u>	<u>44,942</u>
	51,036	46,091
Impairment allowance	<u>-</u>	<u>-</u>
	<u>51,036</u>	<u>46,091</u>

Note: Impairment allowance is on Share loan granted to the former Management, now impaired follows the full recovery of the allotted shares by the company.

<b>11 Property and Equipment-Composite</b>	<b>Land</b>	<b>Building</b>	<b>Motor vehicles</b>	<b>Computer Equipment</b>	<b>Office Equipment</b>	<b>Furniture &amp; ROU-Lease fittings Asset</b>	<b>Total</b>	
<i>In thousands of Naira</i>								
<b>Cost/valuation</b>								
<b>01-Jan-23</b>								
Balance, beginning of year	262,400	488,513	249,940	47,379	34,567	40,934	13,957	1,137,690
Additions	-	-	43,960	391	-	0	6,547	50,898
Adjustment	-	-	-	-	-	-	(3,157)	(3,157)
Disposals	-	-	(46,560)	-	-	-	-	(46,560)
<b>Balance, end of period</b>	<b>262,400</b>	<b>488,513</b>	<b>247,340</b>	<b>47,770</b>	<b>34,567</b>	<b>40,934</b>	<b>17,347</b>	<b>1,138,871</b>
<b>31-Dec-22</b>								
Balance, beginning of year	270,000	530,760	296,500	50,537	34,333	40,934	5,832	1,228,896
Additions	-	-	-	(0)	234	0	11,322	11,556
Adjustment	-	-	-	-	-	-	-	-
Revaluation gain/(losses)	(7,600)	(42,247)	-	-	-	-	(2,678)	(52,525)
Disposals	-	-	(46,560)	-	-	-	-	(46,560)
<b>Balance, end of period</b>	<b>262,400</b>	<b>488,513</b>	<b>249,940</b>	<b>50,537</b>	<b>34,567</b>	<b>40,934</b>	<b>14,476</b>	<b>1,141,367</b>
<b>Accumulated depreciation</b>								
<b>31-Mar-22</b>								
Balance, beginning of year	-	94,149	249,939	49,983	33,355	41,101	9,406	477,933
Additions	-	17,668	1,795	397	129	-	1,934	21,923
Disposals	-	-	(4,395)	-	-	-	-	(4,395)
<b>Balance, end of period</b>	<b>-</b>	<b>111,817</b>	<b>247,339</b>	<b>50,380</b>	<b>33,484</b>	<b>41,101</b>	<b>11,340</b>	<b>495,461</b>
<b>31-Mar-23</b>								
Balance, beginning of year	-	83,099	295,186	49,626	32,986	41,047	2,500	504,444
Additions	-	11,050	1,313	358	369	54	6,906	20,050
Reversal of accumulated depreciation o reva	-	-	-	-	-	-	-	-
Disposals	-	-	(46,560)	-	-	-	-	(46,560)
<b>Balance, end of period</b>	<b>-</b>	<b>94,149</b>	<b>249,939</b>	<b>49,984</b>	<b>33,355</b>	<b>41,101</b>	<b>9,406</b>	<b>477,934</b>
<b>Net Book Value</b>								
Net book value 31 Mar 2024	262,400	376,696	1	(2,610)	1,083	(167)	2,519	556,166
Net book value 31st March 2023	262,400	376,696	1	(2,610)	1,083	(167)	2,519	647,044

<b>11a Property and Equipment-General</b>	<b>Land</b>	<b>Building</b>	<b>Motor vehicles</b>	<b>Computer Equipment</b>	<b>Office Equipment</b>	<b>Furniture &amp; Lease fittings Asset</b>	<b>ROU- Lease Asset</b>	<b>Total</b>
<i>In thousands of Naira</i>								
<b>Cost/valuation</b>								
<b>30-Sep-22</b>								
Balance, beginning of year	202,400	354,553	148,215	45,507	30,409	35,629	9,701	826,414
Additions	-		46,560	-	-	-	6,547	53,107
Adjustment							(2,678)	(2,678)
Disposal		-	(46,560)	-	-	-		(46,560)
<b>Balance, end of period</b>	<b>202,400</b>	<b>354,553</b>	<b>148,215</b>	<b>45,507</b>	<b>30,409</b>	<b>35,629</b>	<b>13,570</b>	<b>830,283</b>
<b>31-Dec-21</b>								
Balance, beginning of year	202,400	354,553	194,775	45,507	30,409	35,629	5,832	869,105
Additions	-		-	-	-	-	6,547	6,547
Adjustment							(2,678)	(2,678)
Revaluation gain/(losses)		-	-	-	-	-		-
Disposals	-	-	(46,560)	-	-	-		(46,560)
<b>Balance, end of period</b>	<b>202,400</b>	<b>354,553</b>	<b>148,215</b>	<b>45,507</b>	<b>30,409</b>	<b>35,629</b>	<b>9,701</b>	<b>826,414</b>
<b>Accumulated depreciation</b>								
<b>30-Sep-22</b>								
Balance, beginning of year	-	69,640	148,214	44,953	29,759	35,796	6,369	334,732
Additions	-	1,799	4,395	76	70	-	967	7,307
Disposals	-	-	(4,395)	-	-	-		(4,395)
<b>Balance, end of period</b>	<b>-</b>	<b>71,439</b>	<b>148,214</b>	<b>45,029</b>	<b>29,829</b>	<b>35,796</b>	<b>7,336</b>	<b>337,645</b>
<b>31-Dec-21</b>								
Balance, beginning of year	-	62,445	194,774	44,646	29,428	35,796	2,500	369,589
Additions	-	7,195	-	308	331	-	3,869	11,703
Reversal of accumulated depreciation o reva	-	-	-	-	-	-		-
Disposals	-		(46,560)	-	-	-		(46,560)
<b>Balance, end of period</b>	<b>-</b>	<b>69,640</b>	<b>148,214</b>	<b>44,953</b>	<b>29,759</b>	<b>35,796</b>	<b>6,369</b>	<b>334,732</b>
<b>Net Book Value</b>								
Net book value 31 Sept 2022	202,400	283,114	1	478	580	(167)	6,233	492,638
Net book value 31 December 2021	202,400	299,303	1	850	976	126	3,332	491,682

<b>11b Property and Equipment-Life</b>								
<i>In thousands of Naira</i>								
<b>Cost/valuation</b>	<b>Land</b>	<b>Building</b>	<b>Motor vehicles</b>	<b>Computer Equipment</b>	<b>Office Equipment</b>	<b>Furniture &amp; Lease fittings</b>	<b>ROU-Asset</b>	<b>Total</b>
<b>30-Sep-22</b>								
Balance, beginning of year	60,000	133,960	101,725	5,030	4,158	5,305	4,941	315,119
Additions		-	-	(0)	-	0	-	0
Disposal		-						-
<b>Balance, end of period</b>	<b>60,000</b>	<b>133,960</b>	<b>101,725</b>	<b>5,030</b>	<b>4,158</b>	<b>5,305</b>	<b>4,941</b>	<b>315,119</b>
<b>31-Dec-21</b>								
Balance, beginning of year	67,600	176,207	101,725	5,030	3,924	5,305		359,791
Additions		-	-	(0)	234	0	4,775	5,009
Revaluation gain/(losses)	(7,600)	(42,247)						(49,847)
Disposals								-
<b>Balance, end of period</b>	<b>60,000</b>	<b>133,960</b>	<b>101,725</b>	<b>5,030</b>	<b>4,158</b>	<b>5,305</b>	<b>4,775</b>	<b>314,953</b>
<b>Accumulated depreciation</b>								
<b>30-Sep-22</b>								
Balance, beginning of year	-	24,509	101,725	5,030	3,596	5,305	3,037	143,202
Additions	-	4,819	-	-	-	-	-	4,819
Disposals		-						-
<b>Balance, end of period</b>	<b>-</b>	<b>29,328</b>	<b>101,725</b>	<b>5,030</b>	<b>3,596</b>	<b>5,305</b>	<b>3,037</b>	<b>148,021</b>
<b>31-Dec-21</b>								
Balance, beginning of year	-	20,654	100,412	4,980	3,558	5,251		134,855
Additions	-	3,855	1,313	50	38	54	3,037	8,347
Disposals								-
<b>Balance, end of period</b>	<b>-</b>	<b>24,509</b>	<b>101,725</b>	<b>5,030</b>	<b>3,596</b>	<b>5,305</b>	<b>3,037</b>	<b>143,202</b>
<b>Net Book Value</b>								
Net book value 31 Sept 2022	60,000	104,632	-	-	562	-	1,904	167,098
Net book value 31 December 2021	60,000	109,451	-	-	562	-	1,738	171,751

**12 Statutory deposits-Composite**

	31-Mar-24	31-Mar-23
<i>In thousands of Naira</i>		
a General business	300,000	300,000
b Life business	<u>200,000</u>	<u>200,000</u>
	<u><u>500,000</u></u>	<u><u>500,000</u></u>

**13 Insurance contract liabilities- Composite**

	31-Mar-24	31-Mar-23
<i>In thousands of Naira</i>		
Notified claims	4,971,479	4,983,925
Claims incurred but not reported	941,130	923,981
Outstanding claims provision (see 14.1)	<u>5,912,609</u>	<u>5,907,906</u>
Provision for unearned premium (see 14.3)	177,471	484,925
Annuity ICL	8,992	8,992
Reinsurance asset (actuary)	(16,708)	-
	614,883.00	(3,000.00)
	<u><u>6,697,247</u></u>	<u><u>6,398,823</u></u>

**13a Insurance contract liabilities- General**

	31-Mar-24	31-Mar-23
<i>In thousands of Naira</i>		
Notified claims	3,462,096	3,594,677
Claims incurred but not reported	621,589	604,440
Outstanding claims provision (see 14.1)	<u>4,083,685</u>	<u>4,199,117</u>
Provision for unearned premium (see 14.3)	10,533	315,689
	-	-
	<u><u>4,094,218</u></u>	<u><u>4,514,806</u></u>

**13b Insurance contract liabilities- Life**

	31-Mar-24	31-Mar-23
<i>In thousands of Naira</i>		
Notified outstanding claims	1,509,383	1,389,248
Group life-Incurred but not reported claims (IBNR)	<u>319,541</u>	<u>319,541</u>
Provision for outstanding claims	1,828,924	1,705,789
Life insurance contract liability	166,938	169,236
Annuity ICL	8,992	8,992
Reinsurance asset (actuary)	-	-
	<u><u>2,004,854</u></u>	<u><u>1,884,017</u></u>

**14 Investment contract liabilities**

	31-Mar-24	31-Mar-23
<i>In thousands of Naira</i>		
Balance, beginning of year	1,705,789	1,713,433
Deposits received	-	-
Guaranteed interest	30,803	30,803
	<u>1,736,592</u>	<u>1,744,236</u>
Less: withdrawals	-	-
Remeasurement of investment contract liabilities (see note 24)	-	-
Balance, end of year	<u>1,736,592</u>	<u>1,744,236</u>
Current	2,065,094	2,065,094
Non current	30,803	30,803
	<u>2,085,047</u>	<u>2,095,897</u>

The balance of investment contract liabilities is between PTAD N1.2 billion And Others N453 million

**15 Trade payables-Composite**

	31-Mar-24	31-Mar-23
<i>In thousands of Naira</i>		
Due to Reinsurers	238,136	572,133
Deposit for Premium	73,138	40,976
	<u>312,939</u>	<u>614,774</u>

Deferred income represents advance payment for insurance policies falling outside the year under review.

**15a Trade payables-General**

	31-Mar-24	31-Mar-23
<i>In thousands of Naira</i>		
Due to Reinsurers	143,336	477,333
Deposit for Premium	35,997	32,821
	<u>179,333</u>	<u>510,154</u>

Deferred income represents advance payment for insurance policies falling outside the year under review.

**15b Trade payables-Life**

	31-Mar-24	31-Mar-23
<i>In thousands of Naira</i>		
Due to Reinsurers	1,665	1,665
Deposit for Premium	94,800	94,800
	<u>37,141</u>	<u>8,155</u>
	<u>133,606</u>	<u>104,620</u>

Deferred income represents advance payment for insurance policies falling outside the year under review.

**16 Other payables and accruals-Composite**

	31-Mar-24	31-Mar-23
<i>In thousands of Naira</i>		
Other payables	463,912	507,103
Retirement benefit obligation	253,053	251,240
Deferred Commission	3,910	4,325
Accruals	415,445	190,749
Due to Life	2,036,667	1,819,246
	<u>1,483,286</u>	<u>1,076,152</u>



**16a Other payables and accruals-General**

	31-Mar-24	31-Mar-23
<i>In thousands of Naira</i>		
<b>Other payables</b>	459,339	507,103
Retirement benefit obligation	253,053	251,240
Deferred Commission	3,910	4,325
<b>Accruals</b>	415,445	190,749
Due to Life	1,874,505	1,658,974
	<u>3,006,252</u>	<u>2,612,391</u>
<b>Other Payables</b>		
Staff pension	226,058	239,553
Cooperative Society	(285)	1,587
Unclaimed Dividend	31,956	31,956
ITF	36,516	36,516
WHT	23,414	24,994
VAT	5,343	9,349
NAICOM Loan	25,975	25,975
Other Staff Benefits	41,150	41,150
Other	69,211	96,223
	<u>459,339</u>	<u>507,304</u>
<b>Accruals:</b>		
Salary Payable	38,442	17,086
Veritas Kapital	47,183	47,183
KPMG	41,250	32,250
E&Y	7,608	6,691
NAICOM levy	38,177	41,422
Others	242,786	46,117
	<u>415,446</u>	<u>190,749</u>

**16b Other payables and accruals-Life**

	31-Mar-24	31-Mar-23
<i>In thousands of Naira</i>		
Other payables	-	-
Retirement benefit obligation	-	-
Accruals	-	-
Due to Life	162,162	160,272
	<u>162,162</u>	<u>160,272</u>

**17 Current tax liabilities- Composite**

The movement on taxation payable account during the year was as follows:

	31-Mar-24	31-Mar-23
<i>In thousands of Naira</i>		
Balance, beginning of year	359,378	348,618
Prior year under provision	-	-
Charge for the year	255	1,025
Tax paid during the year	-	-
	<u>(11,471)</u>	<u>(6,184)</u>
Balance, end of year	<u>346,950</u>	<u>343,459</u>

**17a Current tax liabilities- General**

The movement on taxation payable account during the year was as follows:

	31-Mar-24	31-Mar-23
<i>In thousands of Naira</i>		
Balance, beginning of year	291,353	280,593
Prior year under provision		
Charge for the year	255	255
Tax paid during the year	-	-
	<u>(12,683)</u>	<u>10,505</u>
Balance, end of year	<u><u>278,925</u></u>	<u><u>291,353</u></u>

**17b Current tax liabilities- Life**

The movement on taxation payable account during the year was as follows:

	31-Mar-24	31-Mar-23
<i>In thousands of Naira</i>		
Balance, beginning of year	68,025	68,025
Prior year under provision		
Charge for the year	-	-
Tax paid during the year		
Balance, end of year	<u><u>68,025</u></u>	<u><u>68,025</u></u>

**18 Deferred tax liabilities**

Deferred income tax assets and liabilities are offset when there is a legally enforceable right to offset current tax assets against current tax liabilities and when the deferred income taxes assets and liabilities relate to income taxes levied by the same taxation authority on either the taxable entity or different taxable entities where there is an intention to settle the balances on a net basis.

The movement on deferred taxation account during the year was as follows:

	31-Mar-24	31-Mar-23
<b>Composite</b>		
<i>In thousands of Naira</i>		
Balance, beginning of year	1,917	1,917
(Credit)/charge to profit and loss account for the year	-	-
Charge to asset revaluation reserve	-	-
Balance, end of year	<u><u>1,917</u></u>	<u><u>1,917</u></u>
<b>a General</b>		
<i>In thousands of Naira</i>		
Balance, beginning of year	59,889	59,889
(Credit)/charge to profit and loss account for the year	-	-
Charge to asset revaluation reserve	-	-
Balance, end of year	<u><u>59,889</u></u>	<u><u>59,889</u></u>
<b>b Life</b>		
<i>In thousands of Naira</i>		
Balance, beginning of year	(57,972)	(57,972)
(Credit)/charge to profit and loss account for the year	-	-
Charge to asset revaluation reserve	-	-
Balance, end of year	<u><u>(57,972)</u></u>	<u><u>(57,972)</u></u>

## 19 Capital and reserves

### Share capital

Share capital comprises:

31-Mar-24      31-Mar-23

*In thousands of Naira*

#### Authorised:

Ordinary shares of 50k each:

9,100,000,000 units (2011:9,100,000,000 units)	<u>4,550,000</u>	<u>4,550,000</u>
--	------------------	------------------

#### Issued and fully paid

Ordinary shares of 50k each:

a General business - 1,268,402,000	634,201	634,201
b Life business - 1,192,516,000 (2,460,918,000 units)	<u>596,258</u> <u>1,230,459</u>	<u>596,258</u> <u>1,230,459</u>

## 19.2 Share premium

*In thousands of Naira*

### General

### Life

	31-Mar-24	31-Mar-23
	1,061,274	1,061,274
	556,661	556,661
	<u>1,617,935</u>	<u>1,617,935</u>

## 19.3 Contingency reserve

In accordance with Section 21 (1) of insurance Act 2003, the contingency reserve for non-life business is credited with the greater of 3% of total premiums or 20% of profits. This shall accumulate until it reaches the amount of greater of minimum paid-up capital or 50 percent of net premium. While for life business, the contingency reserves is credited with an amount equal to 1% of gross premiums or 10% of profits (whichever is greater) and accumulated until it reaches the amount of minimum paid-up capital.

The movement in the contingency reserve account during the year was as follows:

<b>Composite</b>	31-Mar-24	31-Mar-23
Balance, beginning of year	1,606,132	1,604,285
Transfer during the year		183
Balance, end of year	<u>1,606,132</u>	<u>1,604,468</u>

### General

	31-Mar-24	31-Mar-23
Balance, beginning of year	1,470,092	1,470,092
Transfer during the year	-	-
Balance, end of year	<u>1,470,092</u>	<u>1,470,092</u>

### Life

	31-Mar-24	31-Mar-23
Balance, beginning of year	134,376	134,193
Transfer during the year	1,664	183
Balance, end of year	<u>136,040</u>	<u>134,376</u>

## 19.4 Retained earnings

the equity shareholders of the Company. See statement of changes in equities for movement in retained earnings.

## 19.5 Assets revaluation reserves

This reserve is the accumulation of revaluation gain on properties and equipment. See statement of changes in equities for movement in asset revaluation reserve.

## 19.6 Fair value reserves

Fair value reserves includes the net accumulated change in the fair value of available for sale asset until the investment is derecognised or impaired. See statement of changes in equity for movement in fair value reserve.

**20 Gross premium written**

	31-Mar-24	31-Mar-23
<b>Composite</b>		
<i>In thousands of Naira</i>		
Gross premium arising from insurance contracts issued	321,045	130,007
Gross premium ceded to reinsurance on insurance contracts	-	-
	<u>321,045</u>	<u>130,007</u>
Unbundling of investment contracts	-	-
	<u>321,045</u>	<u>130,007</u>
Less: (increase)/decrease in unearned premium	-	83,110
	<u>321,045</u>	<u>213,117</u>

	31-Mar-24	31-Mar-23
<b>General</b>		
<i>In thousands of Naira</i>		
Gross premium arising from insurance contracts issued	299,527	111,696
Gross premium ceded to reinsurance on insurance contracts	-	-
	<u>299,527</u>	<u>111,696</u>
Unbundling of investment contracts	-	-
	<u>299,527</u>	<u>111,696</u>
Less: (increase)/decrease in unearned premium	-	83,110
	<u>299,527</u>	<u>194,806</u>

	31-Mar-24	31-Mar-23
<b>Life</b>		
<i>In thousands of Naira</i>		
Gross premium arising from insurance contracts issued	21,518	18,311
Gross premium ceded to reinsurance on insurance contracts	-	-
	<u>21,518</u>	<u>18,311</u>
Unbundling of investment contracts	-	-
	<u>21,518</u>	<u>18,311</u>
Less: (increase)/decrease in unearned premium	-	-
	<u>21,518</u>	<u>18,311</u>

**21 Reinsurance expenses- Composite**

	31-Mar-24	31-Mar-23
<i>In thousands of Naira</i>		
Reinsurance premium paid	(1,907)	281
Less: Increase in unexpired reinsurance cost	-	-
Reinsurance recoveries	-	-
	<u>(1,907)</u>	<u>281</u>

**21.1 Reinsurance expenses- General**

	31-Mar-24	31-Mar-23
<i>In thousands of Naira</i>		
Reinsurance premium paid	-	5,394
Less: Increase in unexpired reinsurance cost	-	-
Reinsurance recoveries	-	-
	<u>-</u>	<u>5,394</u>

**21.2 Reinsurance expenses- Life**

	31-Mar-24	31-Mar-23
<i>In thousands of Naira</i>		
Reinsurance premium paid	(1,907)	(5,113)
Less: Increase in unexpired reinsurance cost	-	-
Reinsurance recoveries	-	-
	<u>(1,907)</u>	<u>(5,113)</u>

<b>22 Fees and commissions- Composite</b>	31-Mar-24	31-Mar-23
<i>In thousands of Naira</i>		
Commissions earned on Insurance contract	-	1,456
	<u>-</u>	<u>1,456</u>
		#
		<u>1,456</u>
<b>22.1 Fees and commissions- General</b>	31-Mar-24	31-Mar-23
<i>In thousands of Naira</i>		
Commissions earned on Insurance contract	-	1,456
	<u>-</u>	<u>1,456</u>
<b>22.2 Fees and commissions- Life</b>	31-Mar-24	31-Mar-23
<i>In thousands of Naira</i>		
Commissions earned on Insurance contract	-	-
	<u>-</u>	<u>-</u>
<b>23 Claims expenses- Composite</b>	31-Mar-24	31-Mar-23
<i>In thousands of Naira</i>		
Net benefit and claims incurred	<u>38,261</u>	<u>136,272</u>
	31-Mar-24	31-Mar-24
Gross claims paid	20,105	16,186
Claims ceded to reinsurance	-	(263)
Gross change in contract liabilities	18,156	120,349
<i>TOTAL</i>	<u>38,261</u>	<u>136,272</u>
<b>23.1 Claims expenses- General</b>	31-Mar-24	31-Mar-23
<i>In thousands of Naira</i>		
Net benefit and claims incurred	<u>13,355</u>	<u>128,720</u>
General business		
Gross claims paid	13,355	8,633
Claims ceded to reinsurance	-	(263)
Gross change in contract liabilities	-	120,349
	<u>13,355</u>	<u>128,719</u>
<b>23.2 Claims expenses- Life</b>	31-Mar-24	31-Mar-23
<i>In thousands of Naira</i>		
Net benefit and claims incurred	<u>24,906</u>	<u>7,553</u>
	31-Mar-24	31-Mar-23
Gross claims paid	6,750	7,553
Claims ceded to reinsurance	-	-
Gross change in contract liabilities	18,156	-
	<u>24,906</u>	<u>7,553</u>

## 24 Underwriting expenses- Composite

	31-Mar-24	31-Mar-23
<i>In thousands of Naira</i>		
Acquisition expenses	170,177	19,950
Maintenance expenses	208,197	42,981
	<u>378,374</u>	<u>62,931</u>

### 24.1 Underwriting expenses- General

	31-Mar-24	31-Mar-23
<i>In thousands of Naira</i>		
Acquisition expenses	168,595	18,608
Maintenance expenses	207,663	11,504
	<u>376,258</u>	<u>30,112</u>

### 24.2 Underwriting expenses- Life

	31-Mar-24	31-Mar-23
<i>In thousands of Naira</i>		
Acquisition expenses	1,582	1,342
Maintenance expenses	534	31,477
	<u>2,116</u>	<u>32,819</u>

## 25 Investment income - Composite

Investment income is analysed below:

	31-Mar-24	31-Mar-23
<i>In thousands of Naira</i>		
a -General business	11,586	
b -Life business	7,593	12
	<u>19,179</u>	<u>12</u>
-Life investment contract	-	-
	<u>19,179</u>	<u>12</u>

**26 Management expenses- Composite**

	31-Mar-24	31-Mar-23
<i>In thousands of Naira</i>		
Employee Benefit	33,001	37,986
Depreciation of property, plant and equipment	3,799	81,758
Travelling & tours	965	858
Audit fee	2,250	2,250
Telecommunication	894	718
Professional fees	3,095	2,392
Training expense	453	178
Advertisement	-	-
NAICOM levy	5,448	1,348
Bank charges	518	212
Other management expenses	43,875	27,735
Other Miscellaneous Income	-	-
Impairment loss on available for sale financial asset	-	-
Impairment of other receivables	-	-
	<u>94,298</u>	<u>155,435</u>
Transfer to Deposit Admin	-	-
	<u>94,298</u>	<u>155,435</u>

**26.1 Management expenses- General**

	31-Mar-24	31-Mar-23
<i>In thousands of Naira</i>		
Employee Benefit	32,299	36,904
Depreciation of property, plant and equipment	2,836	80,795
Travelling & tours	965	858
Audit fee	2,250	2,250
Telecommunication	777	590
Professional fees	3,095	2,392
Training expense	453	108
Advertisement	-	-
NAICOM levy	5,249	1,178
Bank charges	494	185
Other management expenses	43,184	26,853
Other Miscellaneous Income	-	-
Impairment loss on available for sale financial asset	-	-
Impairment of other receivables	-	-
Investments written off	-	-
Derecognition of quoted investment	-	-
	<u>91,602</u>	<u>152,113</u>

## 26.2 Management expenses- Life

	31-Mar-24	31-Mar-23
<i>In thousands of Naira</i>		
Employee Benefit	702	1,082
Depreciation of property, plant and equipment	963	963
Travelling & tours	-	-
Audit fee	-	-
Telecommunication	117	128
Professional fees	-	-
Training expense	-	70
Advertisement	-	-
NAICOM levy	199	170
Bank charges	24	27
Other management expenses	691	882
Impairment of Trade receivable	-	-
Impairment loss on available for sale financial asset	-	-
Impairment of other receivables	-	-
	<u>2,696</u>	<u>3,322</u>
-Life investment contract	-	-
	<u><u>2,696</u></u>	<u><u>3,322</u></u>



## #### Enterprise Risk Management Framework

### Introduction

As a composite insurance Company, Goldlink Insurance PLC sees risk management as a primary objective which aims to protect the Company's stakeholders from events that could hinder the sustainable achievement of its financial performance objectives. The management of the Company recognises the importance of having an efficient and effective risk management system in place. Hence, the Company has developed an Enterprise-wide Risk Management Framework using the guidelines of the Committee of Sponsoring Organisations of the Tread way Commission (COSO). The ERM framework assists the Company in identifying, and managing all the classes of risks that are embedded in its processes and operations.

The ERM framework/programme helps structure and coordinates all direct and indirect risk management activities within the Company while eliminating redundancies and ensuring consistency in the risk management process. Our strategy also entails constantly monitoring daily risk positions, attracting and retaining qualified personnel, reducing volatility in supplies, and managing political risk. This is supplemented with a clear organisational structure with documented delegated authorities and responsibilities from the Board of directors to Executive management committees and senior management.

The Board of directors approves the risk management policies and meets regularly to approve any commercial, regulatory and organisational requirements of such policies. These policies define the Company's risk management policies:

- identification of risks and its interpretation,
- limit structure to ensure the appropriate quality and diversification of assets,
- align underwriting and reinsurance strategy to the corporate goals and,
- specify reporting requirements.

### 44.1 Capital management objectives, policies and approach

#### (a) Strategic risks

The Company has established the following capital management objectives, policies and approach to managing the risks that affects its capital position:

- maintain the required level of stability of the Company thereby providing a degree of security to policyholders.
- allocate capital efficiently and support the development of business by ensuring that returns on capital employed meet the requirements of its capital providers and of its shareholders.
- maintain financial strength to support new business growth and satisfy the requirements of the policyholders, regulators and other stakeholders.
- maintain strong liquidity; align the profile of assets and liabilities, taking into consideration risks inherent in the business.
- maintain strong credit ratings and healthy capital ratios in order to support its business objectives and maximise shareholders' value.

The Company's operations are also subject to regulatory requirements of the National Insurance Commission (NAICOM). Such regulations not only prescribe approval and monitoring activities, but also impose certain restrictive provisions (e.g., capital adequacy) to minimise the risk of default and insolvency on the part of the insurance companies to meet unforeseen liabilities as they arise.

The Company's capital management policy is to hold sufficient capital to cover statutory requirements based on NAICOM directives, including any additional amounts required by the regulator.

In reporting financial strength, capital and solvency are measured using the rules prescribed by NAICOM. These regulatory tests are based upon required levels of solvency, capital, and a series of prudent assumptions in respect of the type of assets held.

(b) **Approach to Capital Management**

The primary source of capital used by the Company is Equity Shareholders funds. Our capital management strategy seeks to focus on the creation of shareholders value in order to meet crucial and equally important objective of providing an appropriate level of capital to protect stakeholders' interests and satisfy regulators.

The adequacy level of capital determines the degree of confidence that stakeholders (suppliers, clients investors, depositors and counterparties) would have in our business. Hence, the Company seeks to ensure that adequate capital exists to buffer the following:

- absorb large unexpected losses
- protect clients and other creditors
- provide confidence to external investors and rating agencies
- support a good credit rating; and
- run operations of the company efficiently and generate commensurate returns.

As an important ERM objective, Goldlink Insurance Plc maintains a risk appetite which is expressed quantitatively using the following metrics:

Solvency margin = Total admissible assets minus total liabilities

Debt-to-capital ratio = Total debt/Capital

Shareholders equity ratio = Shareholders equity/total asset.

The capital management process is governed by the Board of directors who has the ultimate responsibility for the capital management process. The Board of directors is supported by the Risk Enterprise Committee, Risk management department and Account department.

The company seeks to maintain economic capital level sufficient to meet internal capital needs. The capital plan reflects the Company's current capital needs, planned capital consumption, targeted future capital level given the risk appetite/tolerance, and the plans for external and internal sources of capital. To withstand adverse economic conditions, the capital plan incorporates various potential scenarios and is responsive to changes in the economy, market, competitive/political landscape, and other external factors. The Company plans its capital needs throughout the product and business life cycle, and also ensures that capital management is integrated with the business plan and risk management systems.

The account department and risk management department implement responsive capital management processes that include preparing plans for capital adequacy, setting risk limits, monitoring compliance with these plans and limits, analysing and assessing the actual results, evaluating the level of capital adequacy, and implementing policies when necessary.

Capital is forecasted into the future on an annual basis based on the defined corporate strategy and goals. Constraints on the Company's capital by stakeholders are considered in performing the forecast. The Company ensures the availability personnel with capabilities to prepare the forecast of regulatory capital.

Capital is allocated to activities that provide the highest returns. The process clearly specifies the basis for the calculation of capital to be allocated to risk types (Known as the "risk capital") and the limits on capital to be allocated to each of the risk categories, business activities and units. The allocation of capital is based on the risk profiles of the business activities and business units (i.e. based on the contribution of each business unit to the overall volatility of cash flows).

The Company is expected to maintain a capital requirement of N5 billion for the composite insurance comprising N3 billion for the general insurance business and N2 billion for the life insurance business.

## ***Other National Disclosures***

## Other National Disclosures

### Value Added Statement

(All amounts in thousands of Naira unless otherwise stated)

	31-Mar-24	%	31-Mar-23	%
Gross premium income (Local)	321,045		213,117	
Investment income				
- Local	19,179		12	
- Foreign	-		-	
Other income				
- Local	-		-	
- Foreign	-		-	
Reinsurance, claims, commission & operating expenses				
- Local	(476,038)		(243,975)	
- Foreign	-		-	
<b>Value added</b>	<b>(135,814)</b>	<b>100</b>	<b>(30,846)</b>	<b>100</b>
<b>Applied to pay:</b>				
Employee benefit expense	33,001	(24)	37,986	(123)
Government as tax	255	(0)	255	(1)
<b>To providers of finance</b>				
To lenders	-		-	-
<b>Retained in the business</b>				
Depreciation of property and equipment	3,799	(3)	81,758	(265)
Amortisation of intangible assets		-	-	0
To augment reserve	(172,869)	127	(150,845)	489
<b>Value added</b>	<b>(135,814)</b>	<b>100</b>	<b>(30,846)</b>	<b>100</b>

-

-

**Other National Disclosures**

**Financial Summary**

(All amounts in Naira thousands unless otherwise stated)

	<b>31-Mar-24</b>	<b>31-Dec-23</b>	<b>31-Dec-22</b>	<b>31-Dec-21</b>	<b>31-Dec-20</b>
	Unaudited	Unaudited	Audited	Audited	Audited
Cash & cash equivalents	546,940	60,600	98,421	53,195	116,140
Financial assets	335,849	236,256	148,570	143,241	90,398
Trade receivables	17,916	15,140	23,279	55,658	16,721
Reinsurance assets	208,355	318,732	327,082	257,819	139,942
Deferred acquisition cost	37,458	37,458	31,893	41,501	39,714
Other receivables and prepayments	(4,023)	33,687	44,107	40,632	32,677
Property, plant and equipment	568,666	647,044	680,273	693,645	859,674
Statutory deposits	500,000	500,000	500,000	500,000	500,000
<b>Total assets</b>	<b>2,211,161</b>	<b>1,848,917</b>	<b>1,853,626</b>	<b>1,785,692</b>	<b>1,795,264</b>
<b>Liabilities</b>					
Insurance contract liabilities	6,697,247	6,398,823	5,418,167	5,230,266	4,429,705
Investment contract liabilities	2,085,047	2,095,898	1,766,779	1,766,779	1,661,985
Trade payables	312,939	614,774	567,906	519,474	551,953
Other payables and accruals	1,483,286	1,076,153	1,081,906	1,075,085	993,577
Retirement benefit obligation	-	-	-	-	-
Current tax liabilities	346,950	343,459	390,409	401,189	251,019
Deferred tax liabilities	1,917	1,917	44,734	44,734	83,984
<b>Total liabilities</b>	<b>10,927,386</b>	<b>10,531,024</b>	<b>9,269,901</b>	<b>9,037,527</b>	<b>7,972,223</b>
<b>Capital and reserves</b>					
Issued and paid up share capital	1,230,459	1,230,459	1,230,459	1,230,459	1,600,698
Share premium	1,617,935	1,617,935	1,617,935	1,617,935	1,989,522
Contingency reserve	1,606,134	1,604,468	1,580,173	1,577,214	1,550,616
Retained earnings	(13,356,245)	(13,252,011)	(11,867,051)	(11,696,107)	(11,342,897)
Revaluation reserves	-	-	(0)	(0)	34,809
Available for sale reserve	160,231	91,782	20,992	17,446	24,016
Treasury shares	(47,350)	(47,350)	(47,350)	(47,350)	(47,350)
Actuarial reserves	72,611	72,611	48,568	48,568	13,625
Exchange gains reserves	-	-	-	-	-
<b>Total Equity</b>	<b>(8,716,225)</b>	<b>(8,682,106)</b>	<b>(7,416,275)</b>	<b>(7,251,835)</b>	<b>(6,176,960)</b>
<b>Total equity and liabilities</b>	<b>2,211,161</b>	<b>1,848,918</b>	<b>1,853,626</b>	<b>1,785,692</b>	<b>1,795,263</b>

**STATEMENT OF COMPREHENSIVE INCOME**

	<b>31-Mar-24</b>	<b>31-Dec-23</b>	<b>31-Dec-22</b>	<b>31-Dec-21</b>	<b>31-Dec-20</b>
Gross premium written	321,045	130,008	892,222	1,153,033	1,401,386
Premium earned	321,045	213,117	962,205	1,088,817	1,531,809
(Loss)/profit before taxation	(172,614)	(150,590)	(163,814)	(943,684)	(1,163,053)
Taxation	(255)	(255)	(4,221)	(124,755)	(35,417)
(Loss)/profit after taxation	(172,869)	(150,845)	(168,035)	(1,068,439)	(1,198,470)
Transfer to contingency reserve					

## General Business Statement of Financial Position

As at 31 Mar 2023

	Note	31-Mar-24	31-Mar-23
<i>In thousands of Naira</i>			
<b>Assets</b>			
Cash and cash equivalents	5	540,342	48,282
Financial assets	6	278,001	193,450
Trade receivables	7	17,571	13,175
Reinsurance assets	8	105,390	215,767
Deferred acquisition cost	9	26,226	26,226
Other receivables and prepayments	10	(4,023)	3,055
Intangible asset		12,500	6,500
Property, plant and equipment	11	397,464	484,487
Deferred tax			
Statutory deposits	12	300,000	300,000
<b>Total Assets</b>		<b>1,673,471</b>	<b>1,290,942</b>
<b>Liabilities</b>			
Insurance contract liabilities	13	4,692,393	4,514,806
Investment contract liabilities	14		
Trade payables	15	179,333	510,154
Other payables and accruals	16	3,006,252	2,612,392
Current tax liabilities	17	278,925	275,434
Deferred tax liabilities	18	59,889	59,889
<b>Total Liabilities</b>		<b>8,216,792</b>	<b>7,972,675</b>
<b>Capital and reserves</b>			
Issued and paid up share capital	19	634,201	634,201
Share premium	19.2	1,061,274	1,061,274
Contingency reserve	19.3	1,470,092	1,470,092
Retained earnings	19.4	(9,853,318)	(9,937,325)
Available for sale reserve	19.6	119,169	64,764
Treasury shares	19.7	(47,350)	(47,350)
Exchange Gain Reserves		72,611	72,611
<b>Shareholders funds</b>		<b>(6,543,321)</b>	<b>(6,681,733)</b>
<b>Total equity and liabilities</b>		<b>1,673,471</b>	<b>1,290,942</b>

**General Business Statement of Comprehensive Income**  
**For the period ended 31 Mar, 2024**

	Note	31-Mar-24	31-Mar-23
<i>In thousands of Naira</i>			
Gross premium written	20	299,527	111,696
Gross premium income	20	299,527	194,805
Reinsurance expense	21	-	(5,394)
Net premium income		299,527	189,411
Fees and commission income	22	-	1,456
Net underwriting income		299,527	190,867
Claims expense	23	(13,355)	(128,720)
Underwriting expense	24	(376,257)	(30,112)
Underwriting profit		(90,085)	32,035
Investment income	25	11586	-
Management expense	26	(91,601)	(152,112)
Impairment (losses)/Gain		-	-
Loss on investment contracts			
Changes in life fund			
Profit/(loss) before taxation		(170,100)	(120,077)
Income taxes		(255)	(255)
(Loss) for the Period		(170,355)	(120,332)
Other comprehensive income			
Fair value changes on available for sale financial assets		54,408	(204)
Fair value changes on property & equipment			
Income tax effect			-
Transfer to profit or loss for impairment of available for sale financial assets		-	
Revaluation gain on land and building		-	
<b>Items within other comprehensive income that will not be reclassified to profit or loss</b>			
Due to assumption			
Due to experience			
Income tax effect			
Other comprehensive income for the period, net of tax		54,408	(204)
Total comprehensive income/(Loss)		(115,947)	(120,536)

**NON-LIFE Statement of changes in Equity**

As at 31 Mar, 2024

	Share capital	Share premium	Available for sale reserve	Treasury shares	Exchange Gain Reserve	Contingency reserve	Retained earnings	Total
<i>In thousands of Naira</i>								
<b>As at 1 January, 2024</b>	634,201	1,061,274	64,761	(47,350)	72,611	1,470,092	(9,815,628)	(6,604,183)
Loss for the period	-	-	-	-	-	-	170,355	(120,332)
Adjustment:							(208,045)	42,983
<b>Other comprehensive income</b>								-
Fair value changes of available for sale financial assets								-
Transfer to statutory contingency reserve	-	-	54,408	-	-	-	-	(204)
Acquisition of treasury shares	-	-	-	-	-	-	-	-
	-	-	-	-	-	-	-	-
<b>As at 31 March, 2024</b>	<b>634,201</b>	<b>1,061,274</b>	<b>119,169</b>	<b>(47,350)</b>	<b>72,611</b>	<b>1,470,092</b>	<b>(9,853,318)</b>	<b>(6,681,736)</b>



For the month ended 31ST March, 2024

<i>In thousands of Naira</i>	Notes	MOTOR	FIRE	GEN. ACC.	MARINE	BOND	ENGINEERING	OIL & GAS	AVIATION	2024 TOTAL	2023 TOTAL
<b>INCOME</b>											
Direct Premiums		212,164	2,503	14,712	15,430	54,718	-	-	-	299,527	111,696
Inward Reinsurance Premiums		-	-	-	-	-	-	-	-	-	-
<b>Gross Written Premiums</b>	24	<u>212,164</u>	<u>2,503</u>	<u>14,712</u>	<u>15,430</u>	<u>54,718</u>	<u>-</u>	<u>-</u>	<u>-</u>	<u>299,527</u>	<u>111,696</u>
Less: (Increase)/ decrease in unearned premium		-	-	-	-	-	-	-	-	-	83,110
<b>Gross Premiums income</b>		<u>212,164</u>	<u>2,503</u>	<u>14,712</u>	<u>15,430</u>	<u>54,718</u>	<u>-</u>	<u>-</u>	<u>-</u>	<u>299,527</u>	<u>194,806</u>
Reinsurance Cost	25	-	-	-	-	-	-	-	-	-	(5,394)
<b>Net Premium earned</b>		<u>212,164</u>	<u>2,503</u>	<u>14,712</u>	<u>15,430</u>	<u>54,718</u>	<u>-</u>	<u>-</u>	<u>-</u>	<u>299,527</u>	<u>189,412</u>
Commissions earned	26	-	-	-	-	-	-	-	-	-	1,327
<b>Total underwriting income</b>		<u>212,164</u>	<u>2,503</u>	<u>14,712</u>	<u>15,430</u>	<u>54,718</u>	<u>-</u>	<u>-</u>	<u>-</u>	<u>299,527</u>	<u>190,739</u>
<b>EXPENSES</b>											
Gross Claims Paid	27	1,901	6,426	1,428	-	3,600	-	-	-	13,355	8,633
Increase/(decrease) in outstanding claims provision	27	-	-	-	-	-	-	-	-	-	120,349
<b>Gross Claims incurred</b>		<u>1,901</u>	<u>6,426</u>	<u>1,428</u>	<u>-</u>	<u>3,600</u>	<u>-</u>	<u>-</u>	<u>-</u>	<u>13,355</u>	<u>128,982</u>
Less: Reinsurance claims recoveries/recoverable	27	-	-	-	-	-	-	-	-	-	(263)
<b>Net claims incurred</b>		<u>1,901</u>	<u>6,426</u>	<u>1,428</u>	<u>-</u>	<u>3,600</u>	<u>-</u>	<u>-</u>	<u>-</u>	<u>13,355</u>	<u>128,719</u>
<b>Add: Underwriting expenses:</b>											
Acquisition expenses	28.1	151,493	501	2,422	3,075	10,944	160	-	-	168,595	18,608
Maintenance expenses:	28.2	147,094	1,735	10,200	10,698	37,936	-	-	-	207,663	11,504
		<u>298,587</u>	<u>2,237</u>	<u>12,621</u>	<u>13,773</u>	<u>48,880</u>	<u>160</u>	<u>-</u>	<u>-</u>	<u>376,258</u>	<u>30,112</u>
<b>Total expenses and claims incurred</b>		<u>300,488</u>	<u>8,663</u>	<u>14,049</u>	<u>13,773</u>	<u>52,480</u>	<u>160</u>	<u>-</u>	<u>-</u>	<u>389,613</u>	<u>158,832</u>
<b>Underwriting profit/(loss)</b>		<u>(88,324)</u>	<u>(6,160)</u>	<u>663</u>	<u>1,657</u>	<u>2,238</u>	<u>(160)</u>	<u>-</u>	<u>-</u>	<u>(90,086)</u>	<u>31,907</u>

**Life Business Statement of Financial Position****As at 31 Mar 2024**

	Note	31-Mar-24	31-Mar-23
<i>In thousands of Naira</i>			
<b>Assets</b>			
Cash and cash equivalents	5	6,598	5,819
Other financial assets	6	57,848	42,806
Trade receivables	7	345	1,965
Reinsurance assets	8	102,965	102,965
Deferred acquisition cost	9	11,232	11,232
Other receivables and prepayments	10	1,685,122	1,700,328
Intangible assets		-	-
Property, plant and equipment	11	158,702	162,557
Statutory deposits	12	200,000	200,000
<b>Total Assets</b>		<b>2,222,812</b>	<b>2,227,672</b>
<b>Liabilities</b>			
Insurance contract liabilities	13	2,004,854	1,884,017
Investment contract liabilities	14	2,085,043	2,095,898
Trade payables	15	133,606	104,620
Other payables and accruals	16	162,162	160,272
Current tax liabilities	17	68,025	68,025
Deferred tax liabilities	18	(57,972)	(57,972)
<b>Total Liabilities</b>		<b>4,395,718</b>	<b>4,254,860</b>
<b>Capital and reserves</b>			
Issued and paid up share capital	19	596,258	596,258
Share premium	19.2	556,661	556,661
Contingency reserve	19.3	136,042	134,376
Retained earnings	19.4	(3,502,927)	(3,341,501)
Available for sale reserve	19.6	41,060	27,018
Treasury shares	19.7	-	-
Actuarial reserves		-	-
<b>Shareholders funds</b>		<b>(2,172,906)</b>	<b>(2,027,188)</b>
<b>Total equity and liabilities</b>		<b>2,222,812</b>	<b>2,227,672</b>

**Life Business Statement of Comprehensive Income**  
**For the period ended 31 Mar, 2024**

	Note	31-Mar-24	31-Mar-23
<i>In thousands of Naira</i>			
Gross premium written	20	21,518	18,312
Gross premium income	20	21,518	18,312
Reinsurance expense	21	(1,907)	(5,113)
Net premium income		19,611	13,199
Fees and commission income	22		
Net underwriting income		19,611	13,199
Claims expense	23	(24,906)	(7,553)
Underwriting expense	24	(2,116)	(32,819)
Underwriting profit		(7,411)	(27,173)
Investment income	25	7,593	12
Management expense	26	(2,696)	(3,352)
Net impairment (losses)/reversals			
Loss on investment contracts			
Changes in life fund			
Profit/(loss) before taxation		(2,514)	(30,513)
Income taxes		-	-
Profit for the Period		(2,514)	(30,513)
<b>Items within other comprehensive income that may be reclassified to P or L</b>			
Fair value changes on available for sale financial assets			
Fair value changes on property and equipment			
Income tax effect			
Transfer to profit or loss for impairment of available for sale financial assets			
Revaluation gain on land and building			
<b>Items within other comprehensive income that will not be reclassified to P or L</b>			
Due to assumptions			
Due to experience			
Income tax effect			
Other comprehensive income for the period, net of tax		-	-
Total comprehensive income		(2,514)	(30,513)

*Other financial information*

**Life Business Revenue Account**  
For the period ending 31ST MAR 2024

<i>In thousands of Naira</i>	Note	Individual Life	Group Life	Mar 2024 Total	MAR 2023 Total
Income					
Direct premiums		4,670	16,848	21,518	18,311
Less: (increase)/decrease in unearned premium					
Gross premium income		4,670	16,848	21,518	18,311
Unbundling of life investment contracts	22	-	-	-	-
Reinsurance cost		-	1,907	1,907	5,113
Premium retained		4,670	14,941	19,611	13,198
Commission earned		-	-	-	-
<b>Total underwriting income</b>		<b>4,670</b>	<b>14,941</b>	<b>19,611</b>	<b>13,198</b>
<b>Expenses</b>					
Gross claims paid		-	-	-	-
Surrenders		1,652	-	1,652	2,584
Maturity claims		5,098	-	5,098	4,968
Increase/(decrease) in outstanding claims	26	-	18,156	18,156	-
Gross claims incurred		6,750	18,156	24,906	7,552
Reinsurance claims recoveries/recoverables	26	-	-	-	-
Net claims incurred	26	6,750	18,156	24,906	7,552
Acquisition expenses	27.1	125	1,457	1,582	1,342
Maintenance expenses: Handling expenses	27.2	1	-	76	72
Marketing expenses	27.2	10	-	458	602
Other maintenance expenses	27.2	-	-	-	30,803
<b>Total expenses</b>		<b>6,886</b>	<b>19,613</b>	<b>27,022</b>	<b>40,371</b>
<b>Underwriting result</b>		<b>(2,216)</b>	<b>(4,672)</b>	<b>(7,411)</b>	<b>(27,173)</b>

## Life Statement of changes in Equity

As at 31 March, 2024

	Share capital	Share premium	Available for sale reserve	Treasury shares	Contingency reserve	Retained earnings	Total
<i>In thousands of Naira</i>							
<b>As at 1 January, 2024</b>	596,258	556,661	27,018	-	134,376	(3,341,501)	(2,027,188)
Profit/(loss) for the period	-	-	-	-	-	-	-
Prior year adjustment	-	-	-	-	-	-	-
Other comprehensive income	-	-	-	-	-	-	-
Fair value changes of available for sale financial assets	-	-	14,042	-	-	(161,426)	61,208
Transfer to statutory contingency reserve	-	-	-	-	1,666	-	1,666
Prior year adjustment	-	-	-	-	-	-	-
<b>As at 31 Mar, 2024</b>	<b>596,258</b>	<b>556,661</b>	<b>41,060</b>	<b>-</b>	<b>136,042</b>	<b>(3,502,927)</b>	<b>(1,964,314)</b>

NON-LIFE
31 Mar 2024
<b>O</b> □□□□ <b>r M</b> □□□□□□□□□□ <b>E</b> □□□□□□□□
<i>In thousands of Naira</i>
DIRECTORS FEES
CLEANING
POSTAGES EXPENSES
XMAS GIFT
STATIONERIES

#N/A

MOTOR RUNNING
MEDICAL EXPENSES
INSURANCE & LICENSING
LOCAL TRANSPORTATION
OFFICE PROVISION 1
NEWSPAPER & MAGAZINE
STAFF WELFARE
COMPUTER AND OTHER CONSUMABLE
PENALTY
<b>DIRECTOR' S OTHER EXPENSES</b>
DIRECTOR'S SITTING ALLOWANCE
STAFF UNIFORM
AGM EXPENSES
REPAIRS & MAINTANANCE
GOVERNMENT LEVY

<b>REGULATORY LEVY</b>
<b>CONSULTANCY FEE</b>
<b>TAX CONSULTANCY FEE &amp; OTHERS</b>
FUEL & OIL
<b>DIESEL</b>
ENTERTAINMENT
ELECTRICITY AND WATER RATE
RENT
DONATIONS
SUBSCRIPTION
SECURITY
PUBLIC RELATION
BANDWITH EXPENSES
INTERNET SERVICES
GG WITHOLDING TAX
VAT
STAFF GRATUITY

IMPAIRMENT LOSS  
FOREIGN EXCHANGE LOSS

<b>OTHER MANAGEMENT EXPENSES</b>	<b>□N□</b>	<b>□N□</b>
<b>I□ □□□□□□□d□ □□ N□□r□</b>	<b>MAR □□□</b>	<b>MAR □□□□</b>
ADVERT AND PROMOTION	-	
CLEANING	115	75
POSTAGES		84
XMAS GIFT		
SALARIES & WAGES		
STATIONERIES		
MOTOR RUNNING	271	104
MEDICAL		
HOTEL & TRAVELS		
INSURANCE & LICENCING		
LOCAL TRANSPORTATION	13	21
BANK CHARGES		
TELEPHONE EXPENSES		
OFFICE PROVISION		-
OFFICE EXPENSES		
NEWSPAPER & MAGAZINE		
STAFF WELFARE		111
NAICOM LEVY		
COMPUTER & OTHER CONSUMABLES		
DIRECTORS FEES		
DIRECTORS SITTING ALLOWANCE		
REPAIR & MAINTENANCE	35	7
MISCELLANEOUS EXPENSES		
GENERAL EXPENSES		
PROFESSIONAL FEES		
MISCELLANEOUS EXPENSES		
FUEL & OIL	245	306
DIESEL		
ENTERTAINMENT	8	